


# NSK-44 Decomposing up to 5


Circle to show the numbers.

1.



1 and 3


2.



2 and 2


Circle to show the numbers.

3.




1 and 4

4.



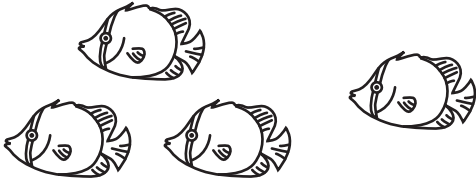
1 and 3

5.



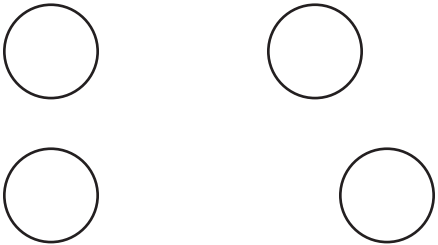
3 and 2

6.



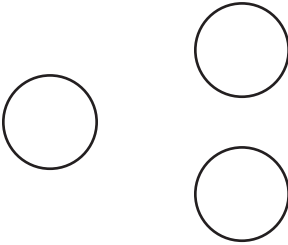
3 and 1

7.



2 plus 2

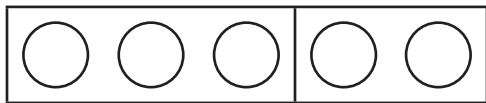
8.



1 plus 2

What numbers do you see?

9.



5 is \_\_\_\_\_ and \_\_\_\_\_  
-----  
-----

10.



5 is \_\_\_\_\_ plus \_\_\_\_\_  
-----  
-----

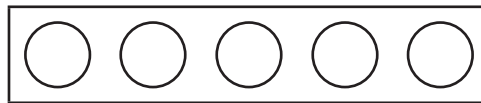
Draw a line to show the numbers.

11.



5 is 2 and 3

12.



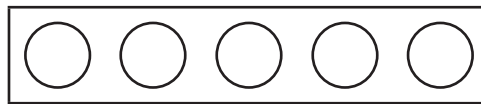
5 is 1 and 4

13.



5 is 4 plus 1

14.



5 is 3 plus 2

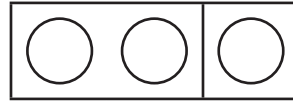
What numbers do you see?

15.



4 is \_\_\_\_\_ and \_\_\_\_\_

16.



3 is \_\_\_\_\_ plus \_\_\_\_\_

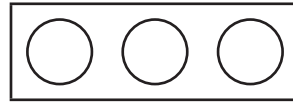
Draw a line to show the numbers.

17.



4 is 3 and 1

18.



3 is 1 and 2

19.



4 is 2 plus 2


20.





4 is 1 plus 3


# NSK-45 Decomposing 5

How did we make 5?


1.   
3 and 2


2.   
\_\_\_\_\_ and \_\_\_\_\_


3.   
\_\_\_\_\_ plus \_\_\_\_\_


4. BONUS   
\_\_\_\_\_ plus \_\_\_\_\_

Colour to show making 5.

5.   
2 plus 3

6.   
3 plus 2

7.   
1 plus 4

8.   
4 plus 1

COPYRIGHT © 2017 JUMP MATH: NOT TO BE COPIED.

Colour to show one way to make 5.

Write how you made 5.

9.

--	--	--	--	--

5 is \_\_\_\_\_ plus \_\_\_\_\_  
 \_\_\_\_\_

10.

--	--	--	--	--

5 is \_\_\_\_\_ plus \_\_\_\_\_  
 \_\_\_\_\_

11.

--	--	--	--	--

5 is \_\_\_\_\_ plus \_\_\_\_\_  
 \_\_\_\_\_

# NSK-55 Acting Out Addition to 10



How many in all?

1.

4

plus

3 more



\_\_\_\_\_

is ..... bunnies



\_\_\_\_\_

2.

2

and

5



\_\_\_\_\_

is ..... pets

\_\_\_\_\_



How many in all?

3.

6

and

2



\_\_\_\_\_

is ..... fish

\_\_\_\_\_

4.

2

plus

7 more



\_\_\_\_\_

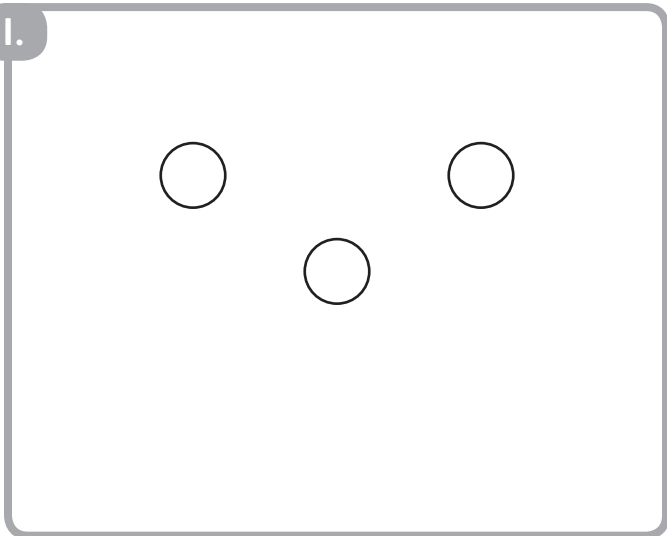
is ..... children

\_\_\_\_\_

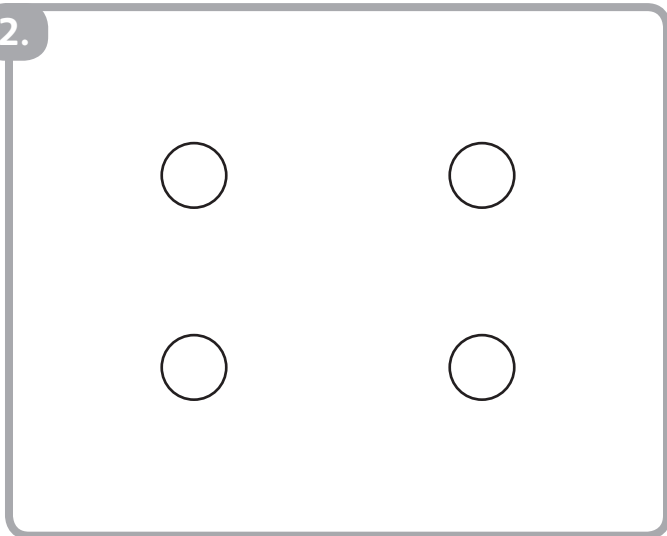
# NSK-56 Counting Out 10

Draw more circles to make 5 in all.


1.




2.



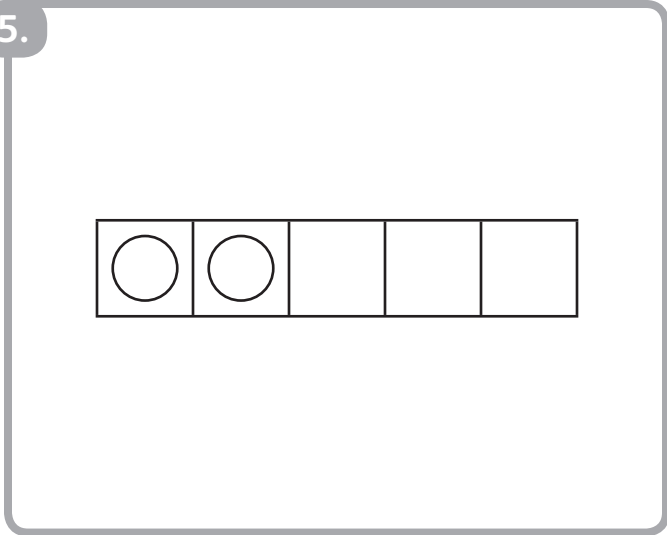
3.



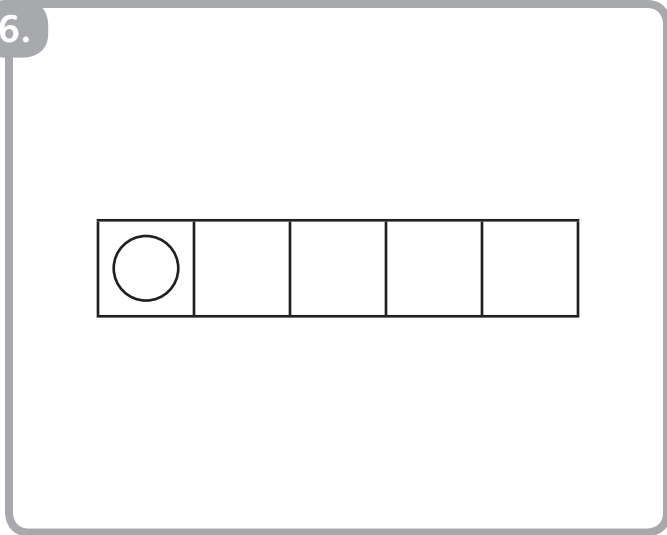
4.



5.



6.



Draw ○ to show how many.

7.

○	○	○	○	○
○				

6

8.


8

9.


7

10.


5

11.

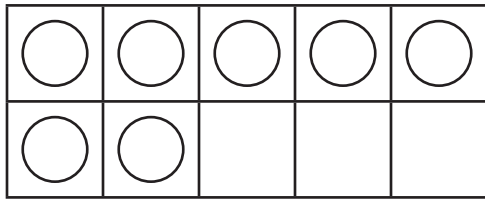

3

12.

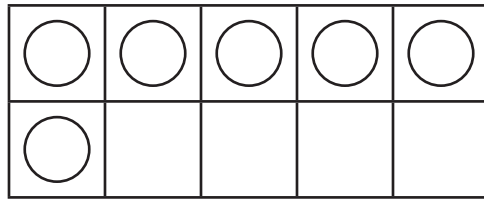

9

Draw more circles to make 10 in all.

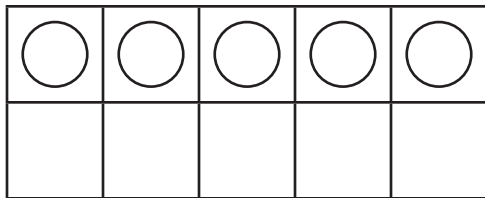
13.



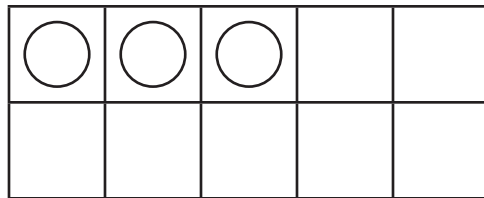
14.



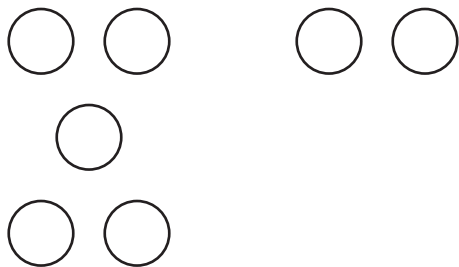
15.



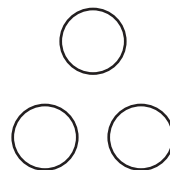
16.



17.



18.



# NSK-58 Decomposing 10

What numbers do you see?

1.


10 is 4 and 6

2.


10 is \_\_\_\_\_ and \_\_\_\_\_

3.


10 is \_\_\_\_\_ and \_\_\_\_\_

4.


10 is \_\_\_\_\_ and \_\_\_\_\_

5. BONUS


10 is \_\_\_\_\_ and \_\_\_\_\_

6. BONUS



10 is \_\_\_\_\_ and \_\_\_\_\_

COPYRIGHT © 2017 JUMP MATH: NOT TO BE COPIED.

Use 2 colours to show making 10.

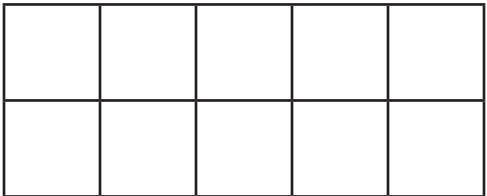
Write how you made 10.

7.




10 is 3 and 7

8.



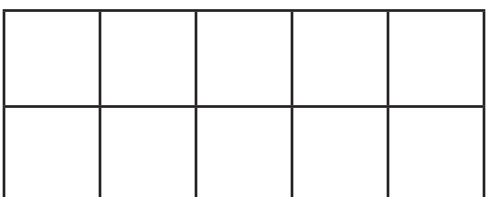
10 is \_\_\_\_\_ and \_\_\_\_\_

9.




10 is \_\_\_\_\_ and \_\_\_\_\_

10.



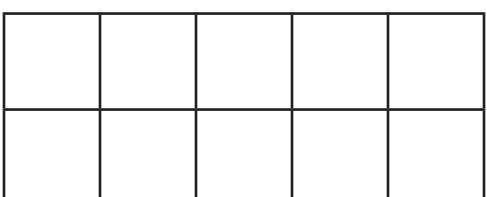
10 is \_\_\_\_\_ and \_\_\_\_\_

11.



10 is \_\_\_\_\_ and \_\_\_\_\_


12.



10 is \_\_\_\_\_ and \_\_\_\_\_

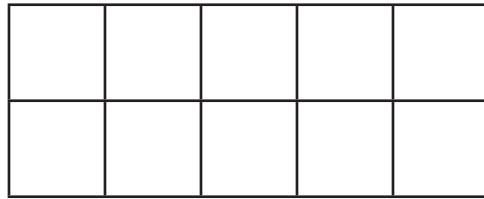
**BONUS:** Use 2 colours to show the addition.

13.



$$10 = 6 + 4$$

14.



$$10 = 1 + 9$$

15.



$$10 = 8 + 2$$

16.



$$10 = 5 + 5$$

17.



$$10 = 3 + 7$$

18.



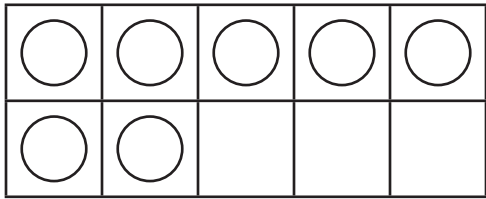
$$10 = 0 + 10$$

# NSK-59 Making 10

Draw more circles to make 10 in all.

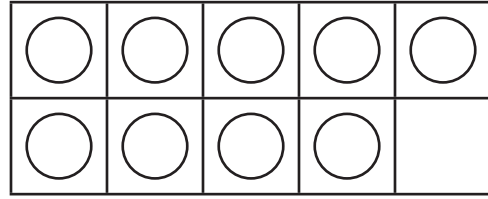
Count the extra circles.

1.



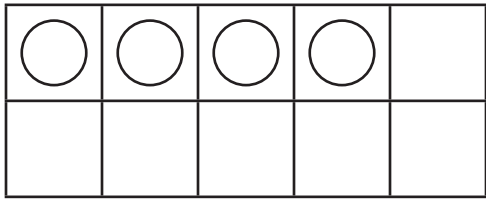
7 and \_\_\_\_\_ make 10

2.



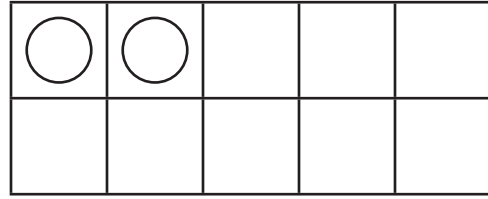
9 and \_\_\_\_\_ make 10

3.



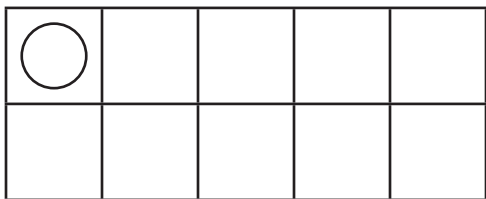
4 and \_\_\_\_\_ make 10

4.



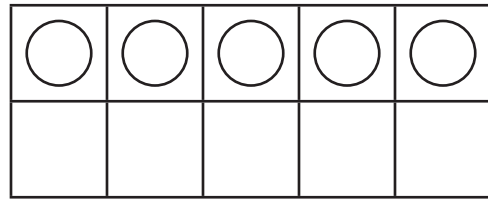
2 and \_\_\_\_\_ make 10

5.



1 and \_\_\_\_\_ make 10

6.



5 and \_\_\_\_\_ make 10

- Draw more circles to make 10 in all.
- Count the extra circles.

7.

○	○	○		

3 and \_\_\_\_\_ make 10

8.

○	○	○	○	○

5 and \_\_\_\_\_ make 10

9.

○	○	○	○	○
○	○	○		

8 and \_\_\_\_\_ make 10

10.

○	○	○	○	○
○				

6 and \_\_\_\_\_ make 10

11.

○	○	○	○	

4 and \_\_\_\_\_ make 10

12. BONUS


0 and \_\_\_\_\_ make 10

- Draw red circles to show the first number.
- Draw yellow circles to make 10 in all.
- Count the yellow circles.

13.


7 and \_\_\_\_\_ make 10

14.


2 and \_\_\_\_\_ make 10

15.


1 and \_\_\_\_\_ make 10

16.


4 and \_\_\_\_\_ make 10

17.


5 and \_\_\_\_\_ make 10

18. BONUS


10 and \_\_\_\_\_ make 10

# PDMK-2 Sorting into Two Groups

Where does each shape belong?

Draw a line.

I.

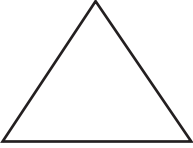

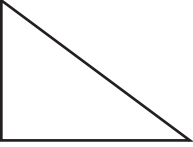




The diagram shows a sorting activity. On the left, there is a vertical column of seven shapes: a small circle, a horizontal rectangle, a large circle, a vertical rectangle, a medium circle, a large horizontal rectangle, and a small vertical rectangle. On the right, there are two large rectangular boxes. The top box has a small circle in its top section. The bottom box has a horizontal rectangle in its top section. A line is drawn from the small circle on the left to the top section of the top box.


COPYRIGHT © 2017 JUMP MATH: NOT TO BE COPIED.


Where does each shape belong?

Draw a line.

2.





Write how many  $\triangle$ .

Write how many  $\square$ .

3.

\_\_\_\_\_

-----

\_\_\_\_\_

\_\_\_\_\_

-----

\_\_\_\_\_

Are there more  $\triangle$  or  $\square$ ?

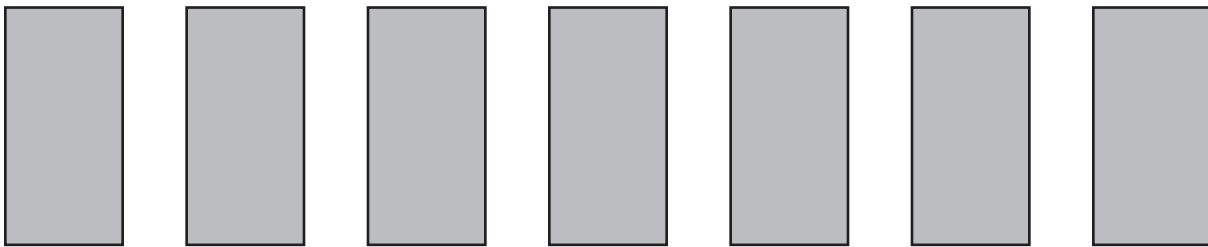
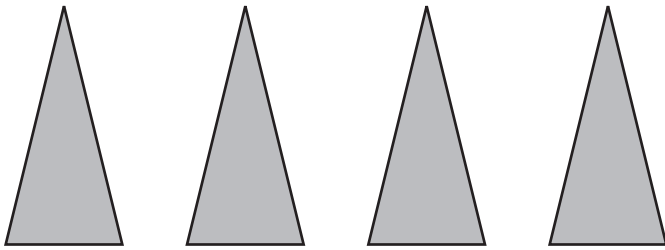
Circle the answer.

4.

Write how many .

Write how many .


5.



Are there more  or ?

Circle the answer.

6.



# PDMK-3 Sorting into Three Groups

Where does each shape belong?

Draw a line.

I.

The activity consists of a large rounded rectangle containing shapes on the left and three categories on the right. The shapes on the left are: a large triangle, a smaller triangle, a horizontal rectangle, a circle, a right-angled triangle, a larger circle, and a vertical rectangle. The three categories on the right are: 1) a box with a small triangle in the top section, 2) a box with a circle in the top section, and 3) a box with a horizontal rectangle in the top section. A line is drawn from the top-left triangle to the top section of the first category box.

COPYRIGHT © 2017 JUMP MATH: NOT TO BE COPIED.

Where does each shape belong?

Draw a line.

2.

