

# Reading

Phonics to Vocabulary

1<sup>st</sup>  
GRADE

ask

back

Could

day

Read  
and  
Succeed!

each

first

great

how

# Table of Contents

---

## Reading: Phonics to Vocabulary

Short "a" Sound

Long "a" Sound

Short "e" Sound

Long "e" Sound

Short "i" Sound

Long "i" Sound

Short "o" Sound

Long "o" Sound

Short "u" Sound

Long "u" Sound

Alphabetical Animals

Alphabetical Places

Feelings Word Search

Autumn Word Search

Thanksgiving Word Search

Color the Rhyming Sight Words #1

Color the Rhyming Sight Words #2

Color the Rhyming Sight Words #3

Word Search Sight Words #1

Word Search Sight Words #2

Word Search Sight Words #3

Word Search Sight Words #4

Word Search Sight Words #5

Word Search Sight Words #6

Word Search Sight Words #7

Word Search Sight Words #8

Word Search Sight Words #9

Word Search Sight Words #10

Letter Roll Reading Game

Sight Words Bingo: 1st Grade





*Certificate of Completion*

Want more workbooks? Join [Education.com Plus](http://www.education.com/education-plus/) to save time and money.  
<http://www.education.com/education-plus/>

# Short "a" Sound

Say the word for each picture.

Circle the pictures that have a **short a** sound.



Can you think of another word with the **short a** sound?

---





---

---

# Long "a" Sound

Say the word for each picture.

Circle the pictures that have a **long a** sound.



9



Can you think of another word with the **long a** sound?

---


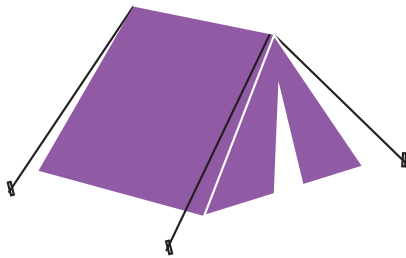

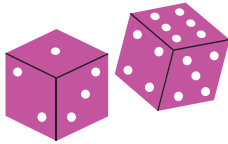
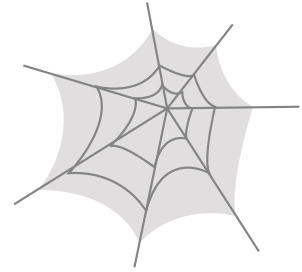
---

---

# Short "e" Sound

Say the word for each picture.

Circle the pictures that have a **short e** sound.



Can you think of another word with the **short e** sound?

---

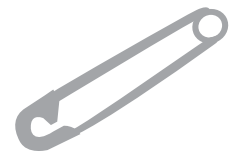


---

---

# Long "e" Sound

Say the word for each picture.

Circle the pictures that have a **long e** sound.



Can you think of another word with the **long e** sound?

---






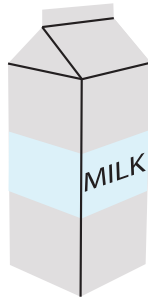
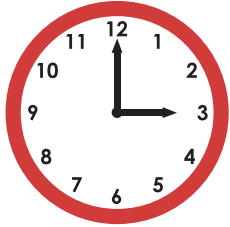
---

---

# Short "i" Sound

Say the word for each picture.

Circle the pictures that have a **short i** sound.



Can you think of another word with the **short i** sound?

---


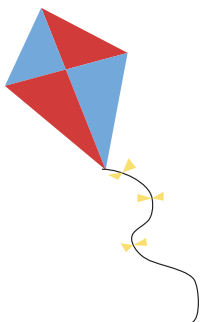
---

---

# Long "i" Sound

Say the word for each picture.

Circle the pictures that have a **long i** sound.



Can you think of another word with the **long i** sound?

---

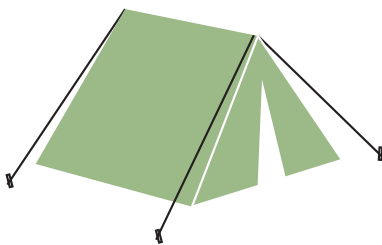



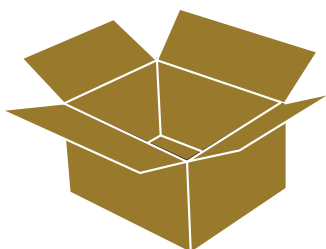
---

---

# Short "o" Sound

Say the word for each picture.

Circle the pictures that have a **short o** sound.



Can you think of another word with the **short o** sound?

---





---

---

# Long "o" Sound

Say the word for each picture.

Circle the pictures that have a **long o** sound.



Can you think of another word with the **long o** sound?

---


---

---


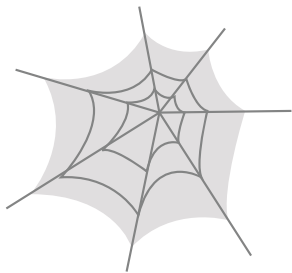


# Short "u" Sound

Say the word for each picture.

Circle the pictures that have a **short u** sound.



6



Can you think of another word with the **short u** sound?

---

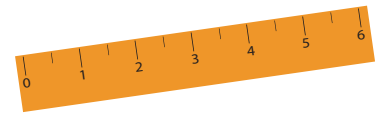



---

---

# Long "u" Sound

Say the word for each picture.

Circle the pictures that have a **long u** sound.



Can you think of another word with the **long u** sound?

---

---

---

# Alphabetical Animals

Cut out the words at the bottom of the page and paste them next to the numbers in alphabetical order.



1.

6.

2.

7.

3.

8.

4.

9.

5.

10.



monkey

kangaroo

duck

cat

frog

turtle

zebra

armadillo

raccoon

panda



# Alphabetical Places

Cut out the words at the bottom of the page and paste them next to the numbers in alphabetical order.



1.

6.

2.

7.

3.

8.

4.

9.

5.

10.



theater

diner

restaurant

shopping mall

airport


post office

grocery store

bakery

laundromat

gym



# Feelings

## Word Search

### HOW ARE YOU FEELING?

Find and circle  
all of the words  
in the list  
below.



B	T	Z	R	A	N	G	R	Y	G
O	K	L	T	H	R	Q	N	M	L
E	X	C	I	T	E	D	A	T	A
H	S	U	R	P	R	I	S	E	D
D	B	C	E	R	A	F	H	K	G
S	V	A	D	O	N	E	Y	O	J
A	C	L	A	U	H	A	P	P	Y
D	X	M	B	D	K	L	Z	S	W

**HAPPY**  
**SAD**  
**SHY**  
**TIRED**  
**EXCITED**




**GLAD**  
**PROUD**  
**CALM**  
**SURPRISED**  
**ANGRY**

# Autumn Word Search

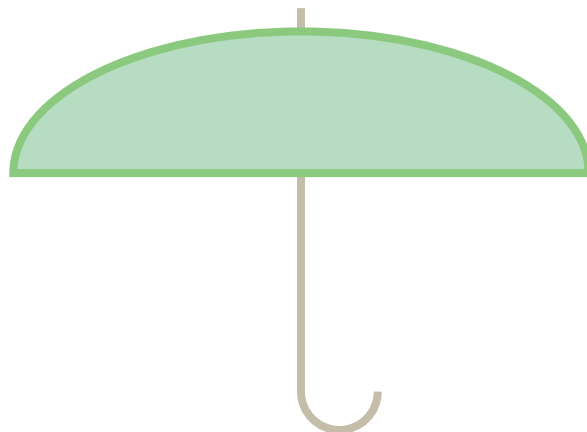
**IT'S BACK-TO-SCHOOL TIME!**

Find and circle  
all of the words  
in the list  
below.



P	U	M	P	K	I	N	B	U	E
K	S	A	Q	T	W	L	J	M	G
D	C	O	L	O	R	S	R	B	A
F	A	L	L	X	M	K	A	R	T
Q	R	E	Z	T	U	R	K	E	Y
H	F	A	H	W	K	A	E	L	A
J	W	F	N	E	L	I	Z	L	H
Y	G	A	C	O	R	N	O	A	D

**FALL  
LEAF  
RAKE  
RAIN  
UMBRELLA**




**PUMPKIN  
TURKEY  
CORN  
SCARF  
COLORS**

# Thanksgiving Word Search

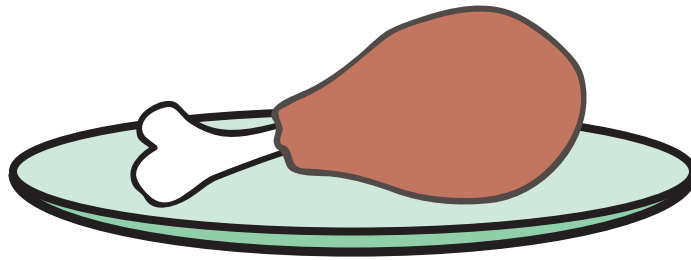
**GATHER 'ROUND THE TABLE!**

Find and circle  
all of the words  
in the list  
below.



P	I	E	Z	K	C	Q	N	D	Y
I	A	S	T	E	O	P	L	J	H
L	G	B	H	A	R	V	E	S	T
G	R	D	A	T	N	M	G	F	U
R	A	I	N	D	I	A	N	S	R
I	V	W	K	F	E	A	S	T	K
M	Y	K	S	W	S	M	C	L	E
S	A	H	F	C	O	L	O	N	Y

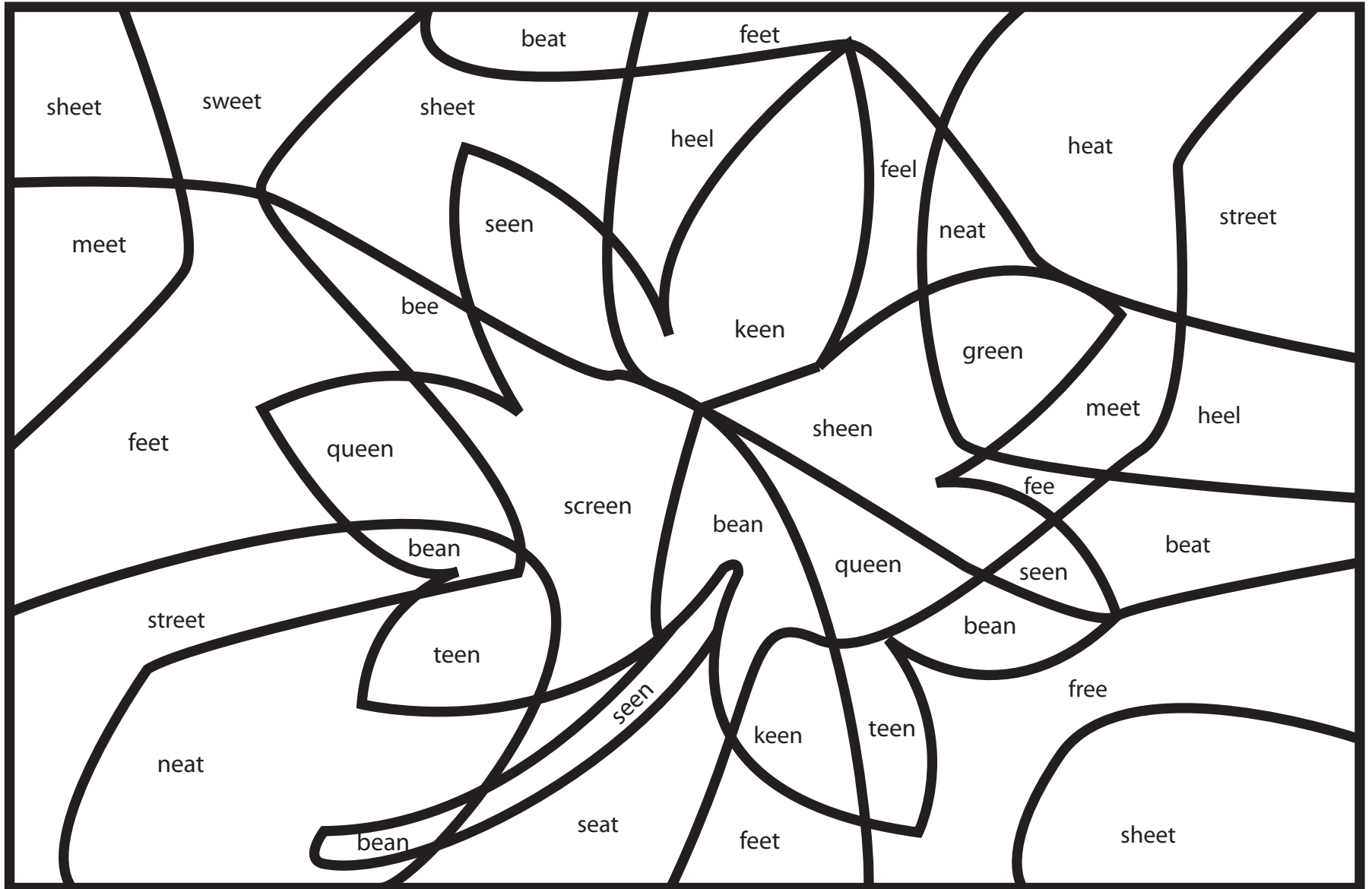
**FEAST  
TURKEY  
GRAVY  
CORN  
PIE**



**PILGRIMS  
INDIANS  
COLONY  
THANKS  
HARVEST**

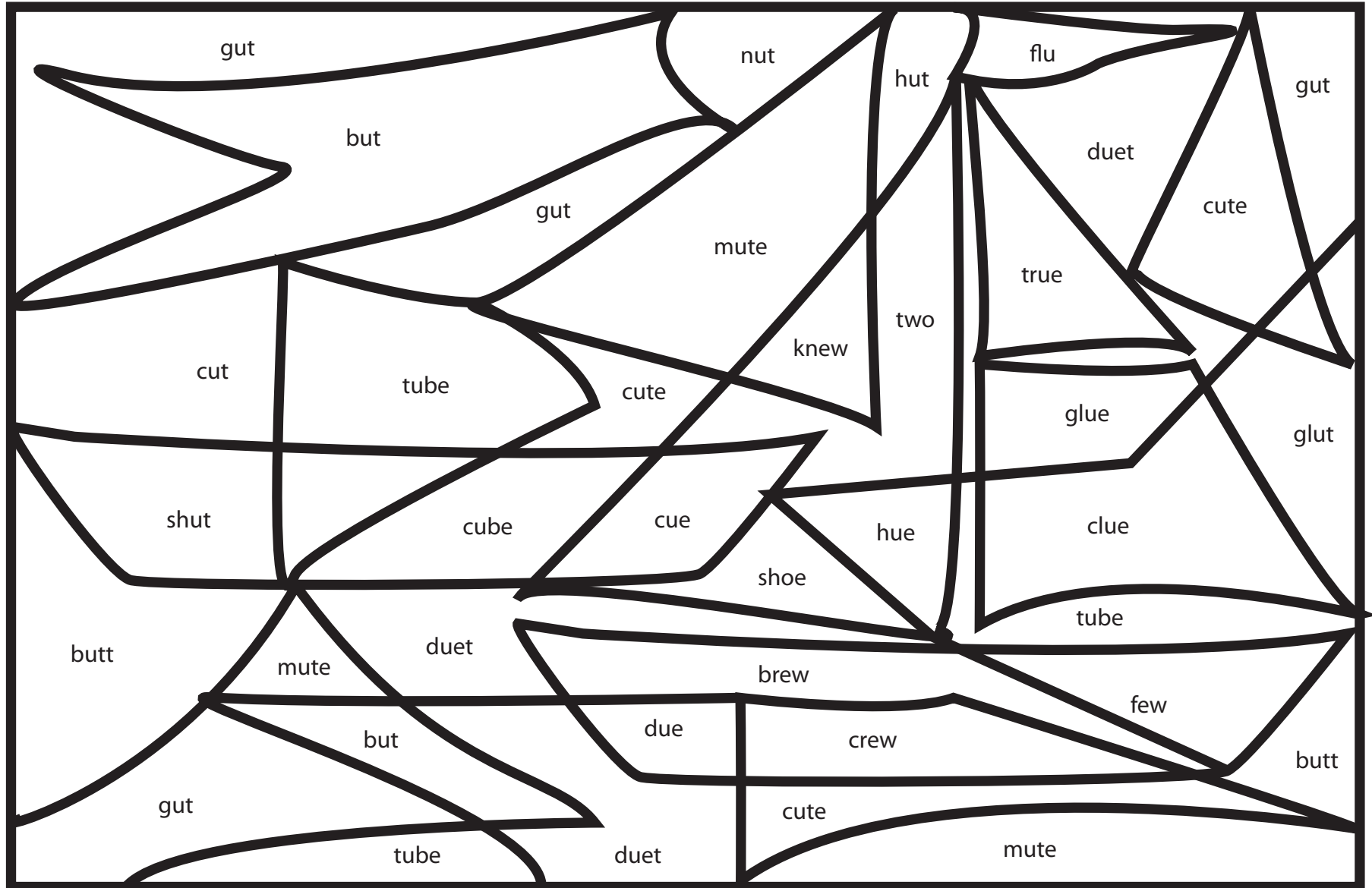
# Color the Rhyming Sight Words

Color in green each area that rhymes with the word **green**. What do you find?



# Color the Rhyming Sight Words

Color in blue each area that rhymes with the word **blue**. What do you find?










# Word Search

Sight Words ABOUT-ATE



There are 8 words hidden in the puzzle below.  
Circle the words as you find them and then cross  
each one off the list on the bottom of the page.  
Then color in the art!




a f c d a f t e r o e d  
n o p a r s t v w a l h  
m a o a s a m e c s m i  
a s c n c c a s a k e m  
b f b o a t e n o h g x  
o k d t a c n h  
u d m h i a d c  
t k c e a a g a i n e l  
a s m r s k a f y b s n  
e n l s k u y a n e a s  
s m f q s a l s o q n l  
g l a b o g t f o n y b



about after again also  
another any ask ate






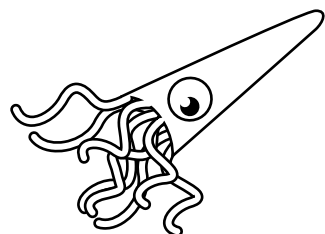
# Word Search

Sight Words **BACK-EACH**


There are 9 words hidden in the puzzle below.  
Circle the words as you find them and then cross  
each one off the list on the bottom of the page.  
Then color in the art!



s	f	c	b	a	c	k	e	r	l	g	d
k	c	p	a	f	s	t	a	w	l	a	b
c	o	e	n	m	b	e	e	n	s	b	e
a	u	a	c	a	h	a	s	a	n	e	c
m	l	t	o	t	n	l	d	o	m	g	a
c	d	i	u	f		a	a	c	n	u	
u	g	f	h	s		y	i	v	d	s	
t	o	k	d	l	a	i	m	x	n	a	e
b	y	r	a	o	k	b	o	h	f	s	n
n	a	e	s	k	q	o	a	n	m	a	s
s	m	s	a	s	a	y	s	e	a	c	h
l	b	e	f	o	r	e	a	g	n	t	o




back    because    been    before  
 boy    by    could    day    each




# Word Search

Sight Words EVERY-GREAT



There are 8 words hidden in the puzzle below. Circle the words as you find them and then cross each one off the list on the bottom of the page. Then color in the art!



e v p s a s k u g i v e  
v o u a f i r s t l a b  
e t g r e v t a n s b l  
r u r c a h a s a t f e  
y c e o t n l d o m u a  
s d a u f a a c n g  
o g t h i g a m n s  
t o k e n a i o x n y e  
c f b a d k b i h y u n  
f r o m k e n n s e a w  
s o m a s a c g r e d n  
b l u m e j e a q m n o



every  
funny

find  
give

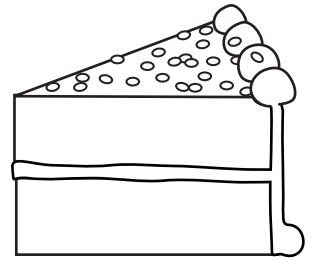

first  
going

from  
great

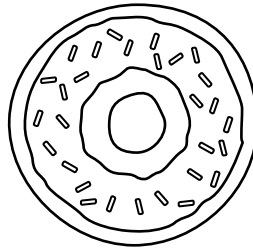
# Word Search

Sight Words HAD-JUST

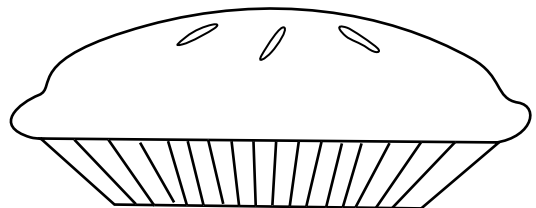
There are 8 words hidden in the puzzle below.  
Circle the words as you find them and then cross  
each one off the list on the bottom of the page.  
Then color in the art!




a j u m p a k h s i v e  
y o r g a c r e t l a b  
e t h r e v t r n a b l  
h o w c i g a s a s f u  
o c u o t n l d o m a a  
s d j u f s i f n n  
k a u t e g a e n j  
t i g h e m i o x n y u  
c f b i h a d v e y a s  
f r o g a e n n k e a t  
a o m h s a c h e r d o  
b l a g e e h o u s e g




had    hers    high    house  
how    if    jump    just






# Word Search

Sight Words KEEP-MANY



There are 8 words hidden in the puzzle below.  
Circle the words as you find them and then cross  
each one off the list on the bottom of the page.  
Then color in the art!

a	k	s	m	u	a	n	l	s	i	m	e
i	o	r	k	e	e	p	o	t	e	a	b
m	a	h	e	h	v	t	n	a	a	n	b
a	m	a	n	k	g	u	g	b	s	o	u
n	c	u	o	t	n	a	d	o	g	a	a
y	e	j	e					b	f	i	r
k	l	u	c					a	t	p	s
t	i	g	h	k	n	o	w	x	u	y	u
o	v	b	i	h	f	d	a	e	y	a	k
f	e	o	c	a	e	v	n	g	e	n	i
a	o	h	h	s	u	c	h	p	r	e	n
q	l	e	a	r	n	m	o	e	s	e	d




keep  
live

kind  
long

know  
man

learn  
many






# Word Search

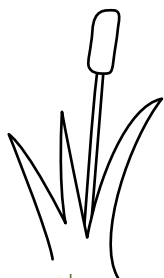

Sight Words MAY-OTHER




There are 8 words hidden in the puzzle below.  
Circle the words as you find them and then cross  
each one off the list on the bottom of the page.  
Then color in the art!




a	k	s	m	a	y	o	s	s	a	m	n
i	o	w	u	e	e	p	m	m	e	a	o
n	a	h	c	o	i	o	n	a	s	m	w
o	m	e	n	l	l	u	o	t	h	e	r
t	u	u	o	d	n	l	a	s	t	o	m
a	c	k	n					b	f	i	r
e	h	u	c					a	t	p	s
t	e	g	h	k	n	o	n	l	y	a	d
a	v	b	i	h	i	o	a	g	e	d	o
f	o	o	b	a	c	b	u	m	e	n	i
g	r	h	a	s	e	j	h	p	r	e	n
r	a	e	h	r	n	m	o	r	e	f	d



may    more    much    nice  
 now    old    only    or    other







# Word Search

## Sight Words OVER-THAN


There are 8 words hidden in the puzzle below.  
Circle the words as you find them and then cross each one off the list on the bottom of the page.  
Then color in the art!



u	n	s	m	a	g	o	r	s	u	m	y
r	a	i	n	e	e	p	i	m	c	a	o
n	s	h	o	u	m	r	g	a	s	m	w
o	g	e	n	w	t	u	h	u	g	a	r
t	r	u	n	d	k	l	t	s	p	o	m
s	o	m	e				u	b	f	i	p
v	n	a	c	t			a	n	o	e	
o	a	k	o	h	n	o	y	g	e	a	o
v	c	b	i	a	i	o	n	a	r	d	p
e	o	o	b	n	f	b	r	m	e	n	l
r	k	h	a	l	e	a	p	u	t	h	e
m	e	s	h	o	u	l	d	r	e	f	r




over	people	put	rain
right	should	some	than




# Word Search




## Sight Words THANK-USE



There are 8 words hidden in the puzzle below.  
Circle the words as you find them and then cross  
each one off the list on the bottom of the page.  
Then color in the art!



u s e h g l t h i n g y  
r h t h i n h e m h c o  
n t h o n m r e o s r u  
o g i n e t h a s g a r  
t r n k d k a u t p o m  
h n k a a h f d p  
e n a c a t e t o e  
i u v o h m f o s h a p  
r t h i l i o n e m d t  
e o o m t h a n k a d h  
b k e h a h a p e b t e  
m e t h e n t h e o f m




thank  
these

their  
thing

them  
think


then  
use





# Word Search

Sight Words VERY-WHERE


There are 8 words hidden in the puzzle below.  
Circle the words as you find them and then cross  
each one off the list on the bottom of the page.  
Then color in the art!



v	e	r	h	y	o	t	w	e	r	e	g
w	h	e	r	e	n	h	w	a	h	c	o
n	t	h	o	n	w	r	e	o	s	w	u
i	g	w	h	o	t	h	a	s	g	a	l
w	r	a	k					t	p	n	h
a	n	l	a					h	f	t	w
w	n	k	c					e	t	o	a
a	u	v	o	h	v	f	o	s	h	a	y
o	t	w	a	l	e	o	n	w	e	r	b
y	w	e	n	t	r	a	w	h	a	d	o
b	k	e	h	a	y	a	p	e	b	e	e
m	e	t	l	e	w	h	o	n	o	f	l




very	walk	want	way
went	were	when	where




# Word Search


Sight Words WHICH-YOURS




There are 8 words hidden in the puzzle below.  
Circle the words as you find them and then cross  
each one off the list on the bottom of the page.  
Then color in the art!



w o r h g y o w o n a w  
r e t h i e h y m h c o  
n t w h n a r e w s y w  
o g h n e r h a o g a h  
w h i c h w r i t e  
h y k a a o d f e p  
i o p m w m e t o y  
l u v o o o s h a p  
r r h a r w o r k m d t  
o m a m b h e n p a d r  
y h w o u l d g e b t e  
m e m w e n t y o u r s



which word work  
would write year  
your yours

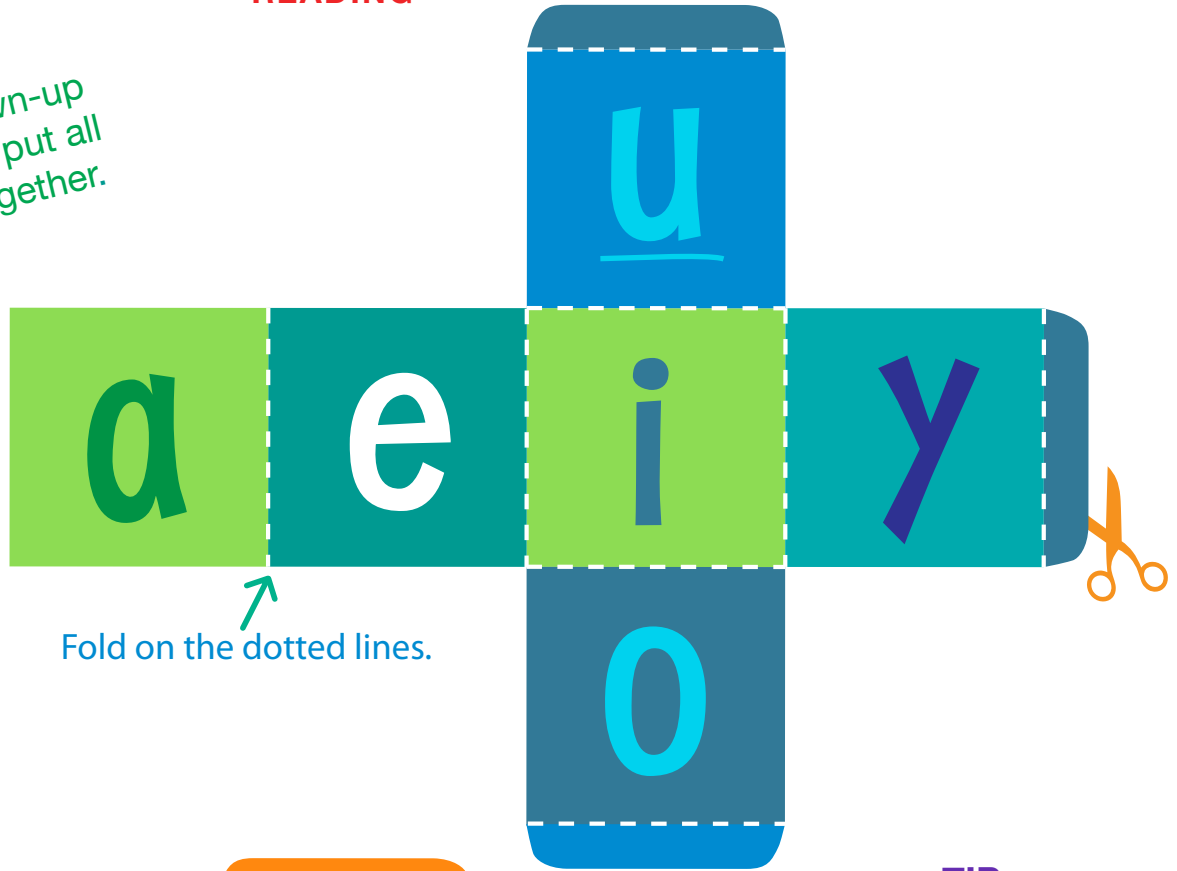




# Letter Roll

READING

Have a grown-up cut out and put all the dice together.



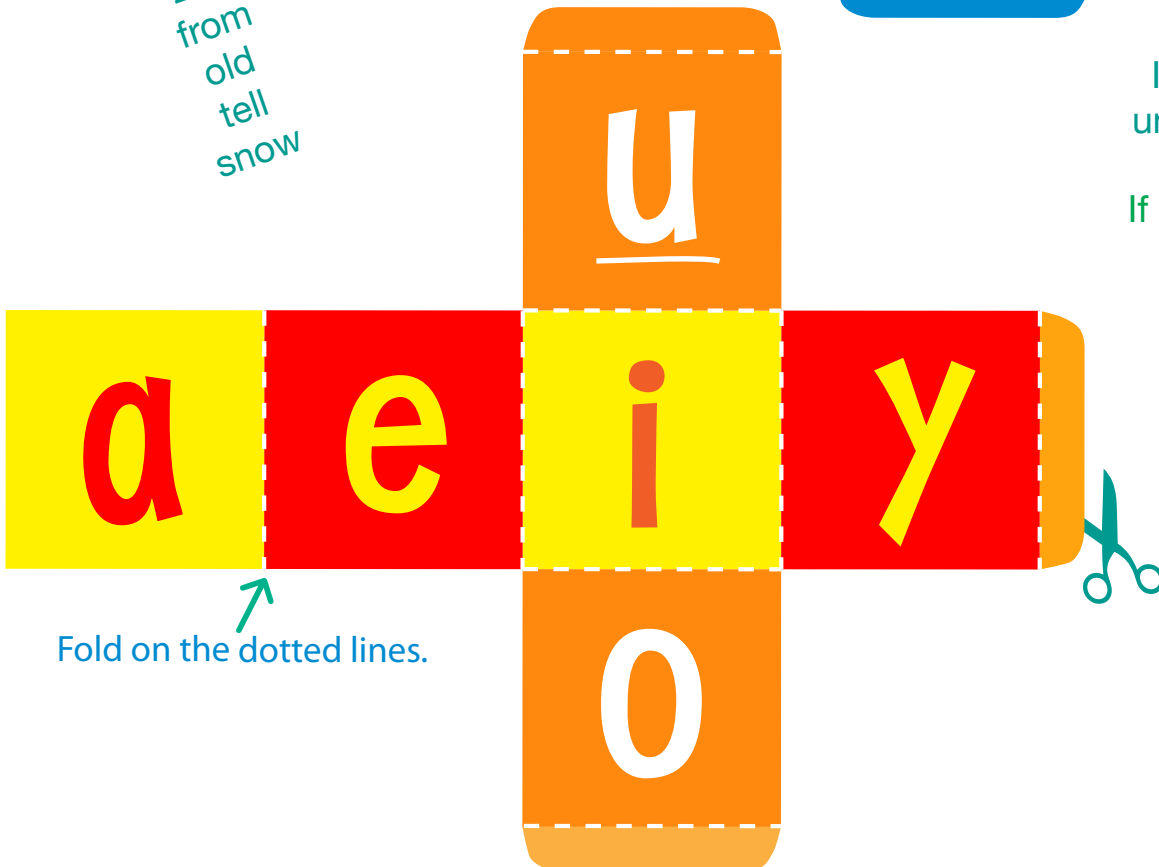
Fold on the dotted lines.

HERE ARE SOME WORDS:

- cow
- call
- zoo
- from
- old
- tell
- snow

**TIP:**

If a letter has an underline, it's right side up.  
If a letter has a line on top of it, it's upside down!

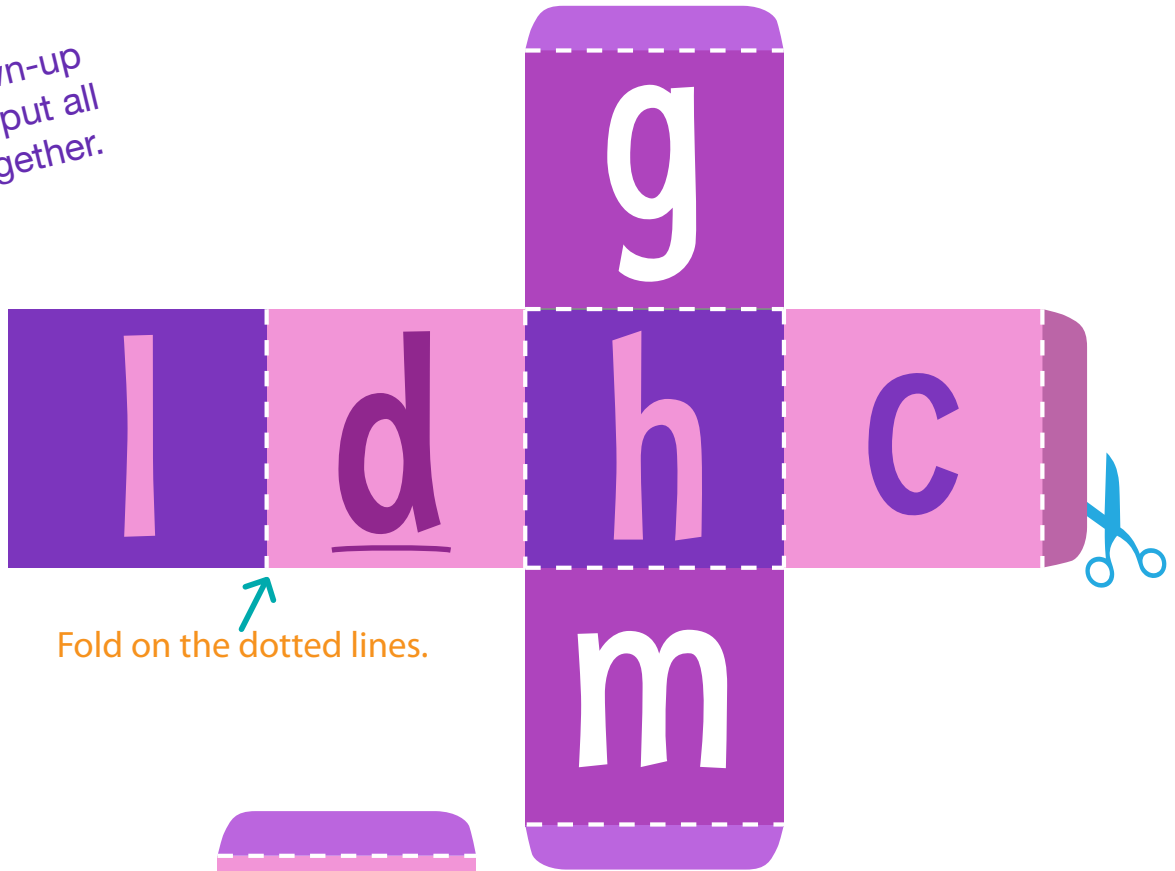


Fold on the dotted lines.

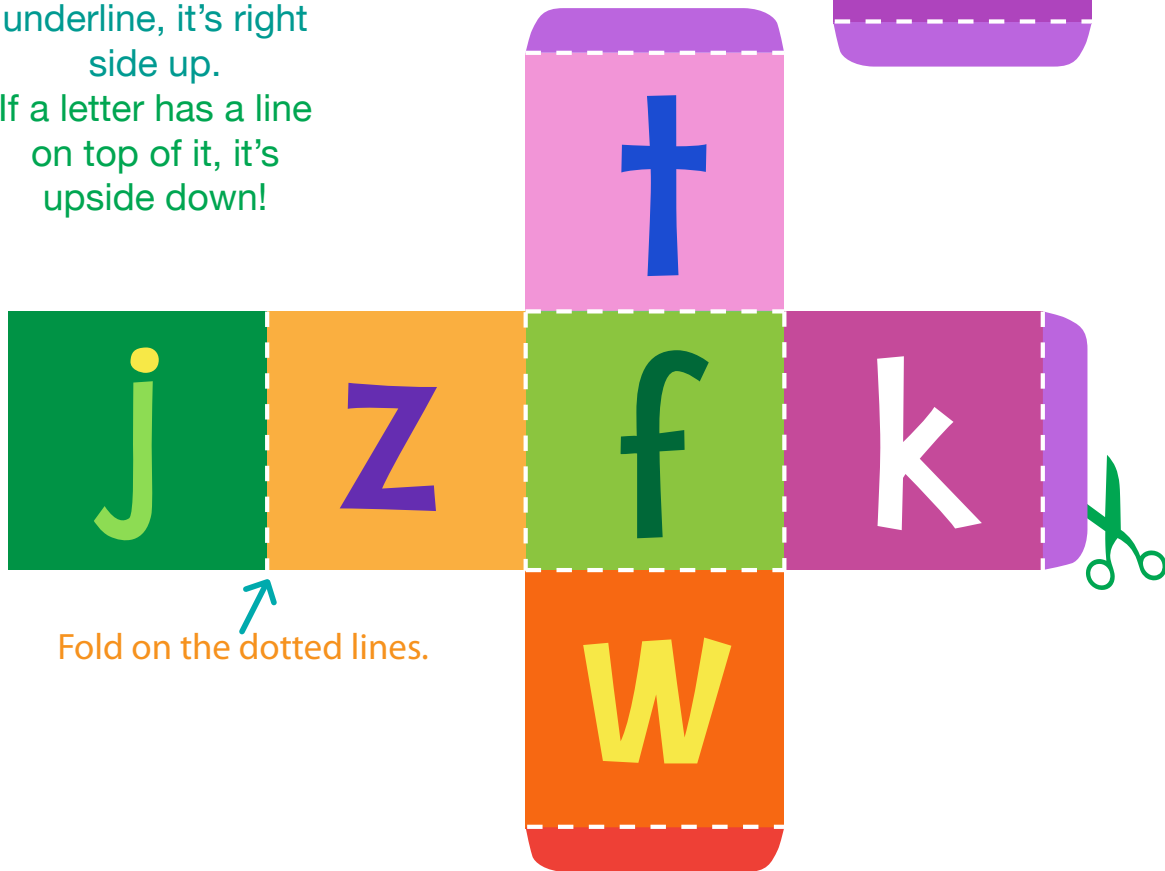
# Letter Roll

READING

Have a grown-up cut out and put all the dice together.



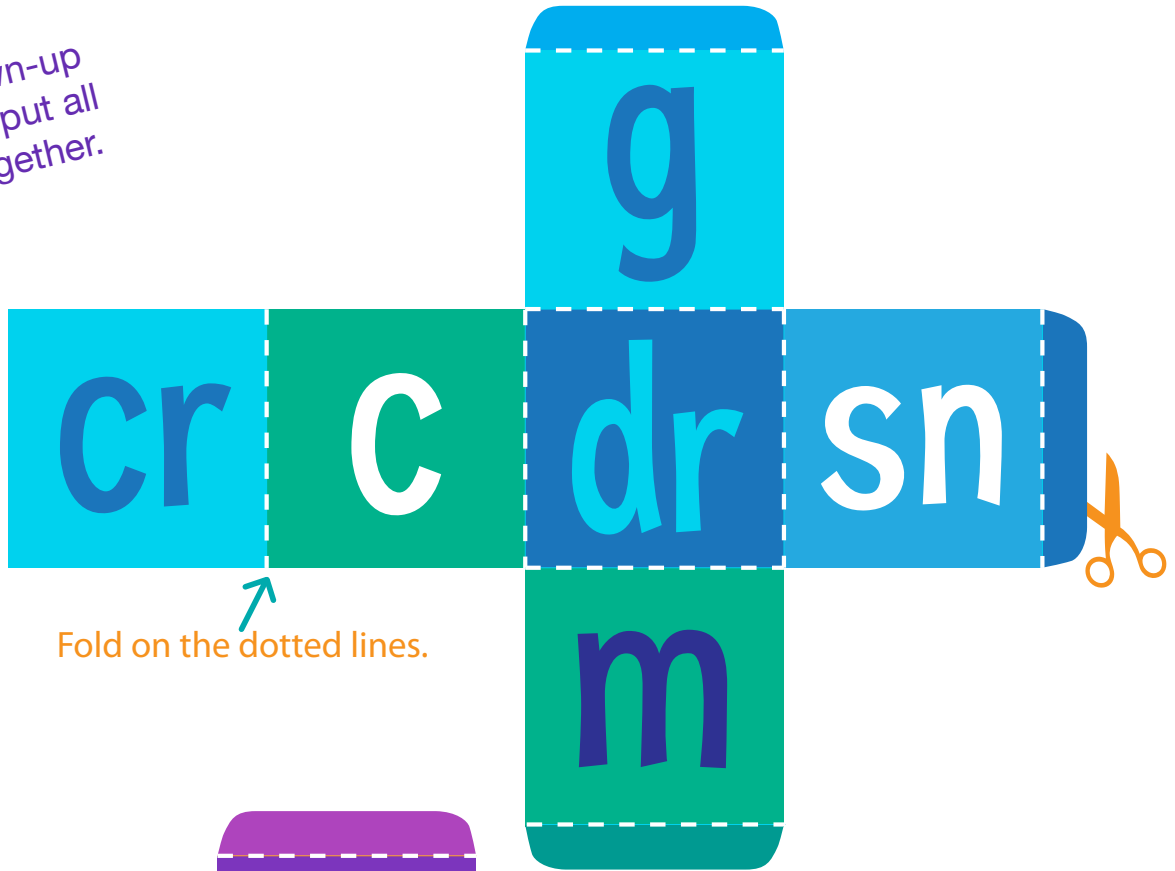
**TIP:**  
If a letter has an underline, it's right side up.  
If a letter has a line on top of it, it's upside down!



# Letter Roll

READING

Have a grown-up cut out and put all the dice together.



**TIP:**

If a letter has an underline, it's right side up.  
If a letter has a line on top of it, it's upside down!



# Sight Words Bingo

1st Grade  
BOARD 1

1. Have a grown-up help you cut out the game pieces and call out cards on pages 8 and 9. Be careful not cut up the Bingo boards on pages 1 through 4.
2. When a word gets called and it matches the same word on one of the boards, the player can cover it with a game piece.
3. When a player covers a line of words from top to bottom, across or diagonally, he or she can yell out "Bingo" and wins!

how

many

ask

live



when

than

back

day

# Sight Words Bingo

1st Grade  
BOARD 2

1. Have a grown-up help you cut out the game pieces and call out cards on pages 8 and 9. Be careful not cut up the Bingo boards on pages 1 through 4.
2. When a word gets called and it matches the same word on one of the boards, the player can cover it with a game piece.
3. When a player covers a line of words from top to bottom, across or diagonally, he or she can yell out "Bingo" and wins!

also

their

been

some



would

could

about

again

# Sight Words Bingo

1st Grade  
BOARD 3

1. Have a grown-up help you cut out the game pieces and call out cards on pages 8 and 9. Be careful not cut up the Bingo boards on pages 1 through 4.
2. When a word gets called and it matches the same word on one of the boards, the player can cover it with a game piece.
3. When a player covers a line of words from top to bottom, across or diagonally, he or she can yell out "Bingo" and wins!

had	by	great
work		thank
high	each	man

# Sight Words Bingo

1st Grade  
BOARD 4

1. Have a grown-up help you cut out the game pieces and call out cards on pages 8 and 9. Be careful not cut up the Bingo boards on pages 1 through 4.
2. When a word gets called and it matches the same word on one of the boards, the player can cover it with a game piece.
3. When a player covers a line of words from top to bottom, across or diagonally, he or she can yell out "Bingo" and wins!

hers	which	learn
long		right
house	may	every

# Sight Words Bingo

1st Grade

Call-out Cards  
Page 1

Cut these sight word cards out and place in a pile to use as call-outs for the Bingo game.

how

their

about

could

many

been

when

also

again

day

live

some

where

ask

back

would

than

after



# Sight Words Bingo



Cut these sight word cards out and place in a pile to use as call-outs for the Bingo game.

learn

great

which

before

thank

house

work

man

long

any

each

hers

right

high

may

had

by

every





# Sight Words Bingo

1st Grade  
Game Pieces 1



Cut these game pieces out and use to cover the sight words that have been called.



# Sight Words Bingo

1st Grade  
Game Pieces 2



Cut these game pieces out and use to cover the sight words that have been called.




Great job!

---

is an Education.com reading superstar

