

Δαβ<β ρεϋερβν<β Inukpak and the Hunter




Purpose

When students hear and see a story read out loud, they see words come alive. Students may be familiar with these stories, but they may not have heard and seen them in this format. Watching and listening to animated versions of stories provides students with the opportunity to focus on the sounds of words, without interruption, and gives them a model of what expressive and fluent reading sounds like.

The activities at this literacy centre are connected to the animated video “Δαβ<β ρεϋερβν<β” (“Inukpak and the Hunter”). This literacy centre is designed for each student to visit **at least three different times**, because there are **three different activities** at this centre connected to the video. Some activities may take longer than one visit to complete, so students may end up visiting the literacy centre more than three times. Unless otherwise indicated, each activity should be completed independently.

Before a student completes an activity at this centre, he or she should watch the video “Δαβ<β ρεϋερβν<β” (“Inukpak and the Hunter”), even if he or she has already watched the video with the class. This means that each student will watch the videos multiple times, because there is more than one activity for each video. Students will reflect on the story by completing three drawing and writing activities.

Materials

- **USB** Video: “Δαβ<β ρεϋερβν<β” (“Inukpak and the Hunter”)
- Tablet or computer
- Writing and drawing utensils
-  Reproducibles: The worksheets for this literacy centre can be photocopied and put together as a booklet. Each student will need a booklet. The booklet includes:
 - Cover page
 - Δεβ<βρρρρρρρρρρ (Reader Response)
 - Δεβ<βρρρρρρρρρρ (Retell the Story)
 - Ρεϋερβν<β Δρρρρρρρρρρ (Think about a Character)

ገጽ 1 ለስጦታ



ገጽ 1:



ᐃᐱᑦ: _____

ᐃᑦᐫᑦᐱᓂᓂᑦ ᐱᐱᑦᐱᓂᓂᑦ

ᐃᐱᐱᓂᓂᑦ ᐱᐱᓂᓂᑦ ᐱᐱᓂᓂᑦ ᐱᐱᓂᓂᑦ ᐱᐱᓂᓂᑦ ᐱᐱᓂᓂᑦ.



ᐱᐱᓂᓂᑦ ᐱᐱᓂᓂᑦ ᐱᐱᓂᓂᑦ.

Large empty rectangular box for drawing or writing.

ᐱᐱᓂᓂᑦ ᐱᐱᓂᓂᑦ.

Handwriting practice lines consisting of four horizontal lines (top, dashed middle, solid bottom, dashed bottom) for writing practice.

ጥያቄ: _____

ጥያቄውን ለማሟላት ጥረት

አዎንታዊ ጥያቄዎችን ለማሟላት ለጥያቄው ምሳሌዎች ለመስጠት ልማት ይረዳል።

1.

ጥያቄው

2.

ምሳሌ

ՎՈՐԵ: _____

ՔԱՄՅՎԵՐՅԵ ԱՂԼՐԵՆԵՆԸ
