
ABOUT ME

LEVEL 5

Level 5: My Feelings Lesson Plan

- Facial Expression Cards
- Facial Expression Cards for Charades

ICON LEGEND



TEACHER SCRIPT



CLASS DISCUSSION



IMPORTANT INFORMATION



INDIVIDUAL ACTIVITY



PAIRS/SMALL GROUP ACTIVITY



PHYSICAL ACTIVITY




LARGE OPEN SPACE REQUIRED

BOOK TITLE

My Feelings

TOPIC

About Me



**Essential
Question**

What do some different emotions look like?



Teaching Strategy

This activity incorporates hands-on, active participation from both the teacher and students. The lesson also uses visuals to enhance teacher instruction.

REQUIRED MATERIALS

- **Facial Expression Cards**
- **Facial Expression Cards for Charades**

LEARNING ACTIVITIES



Class discussion about the book.



Matching facial expressions to emotions.



Optional: Game of charades.



Whole-class discussion and concluding questions.

LEARNING CONNECTION

This activity will reinforce the students' understanding of the different emotions introduced to them in the book *My Feelings*. The activity will help the students to identify these emotions in themselves and others.



READING VOCABULARY

Happy, nervous, sad, angry, confused, surprised, excited, scared, embarrassed, frustrated, calm.



PRE-LESSON PREPARATION

1. Cut out the cards from both **Facial Expression Cards for Charades** and **Facial Expression Cards**.



Քե՞տե՞ս Գե՞տա՞նք շփոթե՞լ ԿԵՆՏԵ՞





Քե՞տե՞ք Գե՞տա՞նք Չե՞ք Գե՞տա՞նք




የሚገኙትን ግጥም ለግልጽ ማድረግ



Քե՞տե՞ս Գե՞տա՞նք շէ՛տե՞ս Կ՛ԸՏԸ՛



Քանի՞ անգամ շարժվեցին ձեռքերը և ոտները




ՔՁՃԷ ԳԻՅՐՅՈՒՄԻՆ ԾԳԵՐԼՆԸ ԸՄՅՎՔՈՂՆ

ԳՐԵԿԻՇԵՆ



ԳԻՅՐԾՅՐԵՆ



Քեզ՝ ՎեբՍՈՒՐԸ ԵՎ ԵՆԸՆԸ ԸՅՅՎՈՐԵՑ

ՏԵՆԵԼՏԵՑ



ՄԼՐԵՏԵՑ




Քեզ՝ Վե՛րյո՞րԷ Ե՛րԷ Ը՛նԿԵՆԷ Ը՞ՅԿՎՐՈՒՄ

Ե՞ՅԿԴՆԵՑԷ



ՎԵ՛ՎԵԴԵԿԴԵՅԷ



Քեզ՝ ՎեբյուրԷ ԵբԷԼԷ ԼԷՅՎՐՈՐԵ

ԵԼՎԵՐԵԿԵ



ՎԵԵԵԿԷՐԵԿԵ



Քույր՝ Վահրյունիչ Ծեռլև Լույսը

Կճար

