

ᐱᐱᐱᐱ ᐱᐱᐱᐱ | nanuq ᐱᐱ nuka



ᐱᐱᐱ ᐱᐱᐱ? ᐱᐱᐱ!

What Are These? Kamiik!



Arvaaq Books is an imprint for infants and young children. Books in this imprint are designed to help children explore the world around them and develop physical, social, cognitive, and language skills. All titles feature engaging topics told from a Northern perspective.

Published in Canada by Arvaaq Books | www.arvaaqbooks.com

Arvaaq Books is an imprint of Inhabit Education Books Inc. | www.inhabiteducation.com

Inhabit Education Books Inc.
(Iqaluit) P.O. Box 2129, Iqaluit, Nunavut, X0A 1H0
(Toronto) 191 Eglinton Avenue East, Suite 301, Toronto, Ontario, M4P 1K1


Design and layout copyright © 2020 Inhabit Education Books Inc.
Text copyright © 2020 Inhabit Education Books Inc.
Illustrations by Ali Hinch © 2020 Inhabit Education Books Inc.

Inuktitut Working Group
Monica Ittusardjuat
Nancy Goupil
Looee Arreak

All rights reserved. The use of any part of this publication reproduced, transmitted in any form or by any means, electronic, mechanical, photocopying, recording, or otherwise, or stored in a retrievable system, without written consent of the publisher, is an infringement of copyright law.

Printed in Canada.

ISBN: 978-1-77450-039-2



ᑭᑎᑎᑦ ᑭᑎᑎᑦ | nanuq nuka


ᑭᑎᑎᑦ ᑭᑎᑎᑦ? ᑭᑎᑎᑦ!

What Are These? Kamiik!



ᑭᑎᑎᑦ ᑭᑎᑎᑦ ᑭᑎᑎᑦ ᑭᑎᑎᑦ
ᑭᑎᑎᑦ ᑭᑎᑎᑦ

Written and illustrated by
Ali Hinch



Cdrc, ebd b dbdb!
fbΔc▷σ◁◻b◁bρ◁◻b ▷cγ.

Look, it's Nanuq and Nuka!
I wonder what they'll do today.

◁Δ^cĈ! ֆb օ^cᵛᵇ ρᵛᵛᵇρ◁^{ᶜᵇ}.


▷d◁ ρᵛ^c?

Oh no! Nuka tripped over something.

What are these?








ᑲᑦᑲᑦ ᑲᑦᑲᑦ


ᑲᑦᑲᑦ ᑲᑦᑲᑦ ᑲᑦᑲᑦ ᑲᑦᑲᑦ ᑲᑦᑲᑦ ᑲᑦᑲᑦ!

**Nanuq and Nuka can't figure out
what they are!**



ᑭᓄᑦ ᐃᓕᐱᐱᑦᐱᑦ!

Nanuq has an idea!





▷d◁⁹bΔ σ⁹ρⁿᵣ◁ᵇᶜ ḡᵇ!


ᵇᵇᶜ ◁ḡᵇ ḡ⁹ᵇᵣ⁹ᵇ Δᶜᶜᵇᵇᵇᶜ.

Maybe they are lunch boxes!

Nanuq puts an apple inside.









ԲԻՎՏ ԲԺ՝ ԺԻԿԵՆՈՒԼՍ, ՎԻ
ԵՇՉՃԲԲԿԵԿԵ!


ՃԺՎԵԾ ՏՈԼԻԿԺ՝ ՆՅՄԵՐԿՅԵ.

**But when Nanuq turns it upside down,
the apple falls out!**

Maybe it isn't a lunch box after all.







ԸՃԼԸՉՁՆՔՐԿԴՂԻՆ!

ԸՂԻՆՔՏԳՆ ՎՉԳԻԿՎՁՔՆ?

Hmm...that doesn't look right either!


Can you wear them somewhere else?




▷d◁⁹bΔ ◁⁴ᶜᵇ!

Maybe they are gloves!








פזגס חגזלחיהדפריכז ב כרביכז.
הנלחדפריכזזב.

**But you can't pick anything up with them.
They aren't very good gloves.**







ᓇᓄᓃᓃ ᓄᓃᓃᓃ ᐱᓃᓃᓃᓃᓃᓃᓃᓃᓃ.
ᓃᓃᓃᓃᓃᓃᓃᓃᓃᓃᓃᓃᓃᓃᓃᓃᓃᓃᓃᓃ!

**Nanuq and Nuka keep walking.
I wonder what else they will find!**





ΛΓΓϰϰϰϰϰ ϰϰϰϰϰϰϰϰϰϰ ϰϰϰϰϰϰϰϰϰϰ ACTIVITIES FOR PARENTS AND TEACHERS

ϰϰϰϰϰϰϰϰϰ!

ϰϰϰϰϰϰϰϰϰ ϰϰϰϰϰ ϰϰϰϰϰϰϰϰϰϰϰϰϰϰϰ ϰϰϰϰϰ ϰϰϰϰϰ. ϰϰϰϰϰϰ ϰϰϰϰϰϰϰϰϰϰ, ϰϰϰϰϰ ϰϰϰϰϰϰϰϰϰϰϰϰϰϰϰϰϰ:

- ϰϰϰ ϰϰ ϰϰϰϰϰ?
- ϰϰϰ ϰϰϰ ϰϰϰϰϰϰϰϰϰϰϰϰ?
- ϰϰϰ ϰϰ ϰϰϰϰϰϰϰϰϰ ϰϰϰϰϰϰϰ?

Let's Talk!

Asking questions encourages young children to think about the story. Next time you read the story, consider asking the following questions:

- What did Nuka trip over?
- What did Nanuq think the kamiik were?
- What was your favourite part of this story?

ϰϰϰϰϰϰ ϰϰϰϰϰϰ

ϰϰϰϰϰ ϰϰϰϰϰϰϰ, ϰϰϰϰϰ ϰϰϰϰϰ ϰϰϰϰϰϰϰϰϰ ϰϰϰϰϰ ϰϰϰϰϰ. ϰϰϰϰϰϰϰϰϰ ϰϰϰϰϰϰϰϰ ϰϰϰ ϰϰϰϰϰ ϰϰϰϰϰϰ, ϰϰϰϰϰϰ, ϰϰϰϰϰϰϰϰϰ. ϰϰϰϰϰϰϰ, ϰϰϰϰϰϰϰϰ ϰϰϰϰϰϰϰ ϰϰϰϰϰ, ϰϰϰϰϰϰ, ϰϰϰϰϰϰϰϰϰ.

ϰϰϰϰϰ

1. ϰϰϰϰϰ, ϰϰϰ ϰϰϰ ϰϰϰϰϰ ϰϰϰϰϰϰϰϰϰϰϰ.
2. ϰϰϰϰ ϰϰϰϰϰ ϰϰϰϰϰϰϰϰϰ. ϰϰϰϰϰϰϰ, ϰϰϰϰϰ ϰϰϰϰϰϰϰ, ϰϰϰϰϰϰ ϰϰϰϰϰ ϰϰϰϰϰϰϰϰϰ.

3. የገጥሞች ለሰጠው ስም ይገልጹ።
4. ስም ለሰጠው ስም ይገልጹ። ስም ለሰጠው ስም ይገልጹ። ስም ለሰጠው ስም ይገልጹ።
5. ስም ለሰጠው ስም ይገልጹ። ስም ለሰጠው ስም ይገልጹ። ስም ለሰጠው ስም ይገልጹ።
6. ስም ለሰጠው ስም ይገልጹ። ስም ለሰጠው ስም ይገልጹ። ስም ለሰጠው ስም ይገልጹ።
7. ስም ለሰጠው ስም ይገልጹ። ስም ለሰጠው ስም ይገልጹ። ስም ለሰጠው ስም ይገልጹ።

Guess the Object

For this game, gather five different objects and put them in a small bag. The objects can be various toys or other small household objects. Examples include keys, a ball, a plastic figurine, and a small stuffed toy. If possible, try to gather objects of different shapes, sizes, and textures.

Directions

1. To begin, lay the objects out in a line on the floor or on the table.
2. Allow children to examine each of the objects. They can hold them, feel the different textures, and take note of the different shapes.
3. When they have had time to examine each of the objects, place them back in the bag.
4. Next, have children reach into the bag. Ask them to find a specific object without looking. For example, say, "Can you find the rubber ball?"
5. They will have to feel the different objects in the bag until they have found the one you asked them to find.
6. When they have pulled out the correct object, ask them to describe how they knew it was the right one, even though they couldn't see it. Encourage them to describe the shape, size, and texture of the object.
7. Continue the activity until children have correctly identified each of the objects in the bag.

ካዲር ዲፍሽን ትምህርት

ርዕስ, ድምጽ ካዲር ዲፍሽን ትምህርት.

ረዕስ

1. ገጽ ለገጽ ለገጽ ትምህርት inhabitededucation.com.
2. ድምጽ ካዲር ዲፍሽን ትምህርት, ገጽ ለገጽ, ለገጽ, ለገጽ, ለገጽ, ለገጽ ለገጽ.
3. ድምጽ ዲፍሽን ትምህርት!

Design Your Own Kamiik

In this activity, children will design their own kamiik.

Directions

1. Download and print the kamiik outline from inhabitededucation.com.
2. Provide children with a variety of materials, such as markers, crayons, stickers, and any other art supplies you have available.
3. Invite children to design their own pair of kamiik!

