



ᐅᖃᐅᓯᖃᖃ ᐅᓱᓴᖃᖃ

ᐅᓱᓴᖃᖃᖃᖃᖃᖃᖃᖃ ᐅᓱᓴᖃᖃᖃᖃᖃᖃᖃᖃ ᐅᓱᓴᖃᖃᖃᖃᖃᖃᖃᖃᖃ ᐅᓱᓴᖃᖃᖃᖃᖃᖃᖃᖃ

Pre-printing Skills Teacher Resource



Table of contents

- Introduction 1
- Practising line strokes 1
- Pencil grasp 1
- Posture 2
- Line system in Nipittivait Inuktitut 2
- Fine motor skills activities 3
- Line strokes
- ~ 5
- ^ 7
- 3 9
- e 11
- E 13
- 15
- | 17
- \ 19
- 3 21
- O 23
- @ 25
- r 27
- C 29
- C 31
- / 33

Introduction

The *Nipittivait Inuktitut Pre-printing Skills Teacher Resource* has reproducible worksheets that give students the opportunity to practise writing basic lines and shapes. Learning how to start and stop a writing utensil using a controlled grip will help students develop positive writing habits and assist them in becoming efficient and legible writers.

As with any new skill, it is important to practise writing on a regular basis. As little as five minutes a day of focused and meaningful printing practice, including the line and shape-writing skills included in this resource, will help students develop the confidence and skills needed to become legible and efficient writers.

Students will be introduced to the idea that where they start writing, and the path that the pencil follows, should be a purposeful decision. This important concept will continue as they begin working through *Nipittivait Inuktitut Printing Book Level 1*.

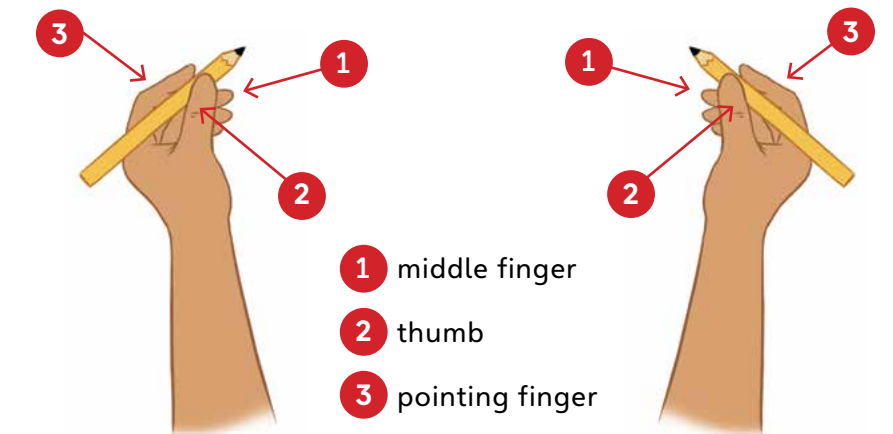
Practising line strokes

The reproducible worksheets in this resource can be given to students who are learning how to use a controlled grip or by students who would benefit from further practice with writing basic shapes and lines. Some students may benefit from repeated practice with the worksheets. Practising line strokes will help prepare students for when they learn how to write the 45 symbols and 15 finals of the syllabic chart.

Before they begin a worksheet, show students how to start at the dot and trace the lines with their finger. Then have them trace over the lines with their pencil.




Pencil grasp

Students need to learn how to feel comfortable writing controlled line strokes before they learn how to write specific symbols. Whatever pencil grip is adopted by a student, he or she should be able to make small bending and straightening movements of the fingers, along with very small wrist movements. The pencil grip that allows a student to do this most easily may vary from student to student, but the tripod grip is recommended (see illustration).

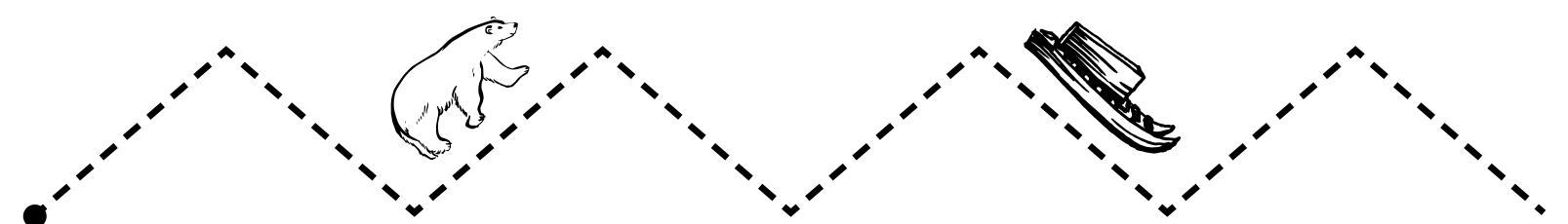
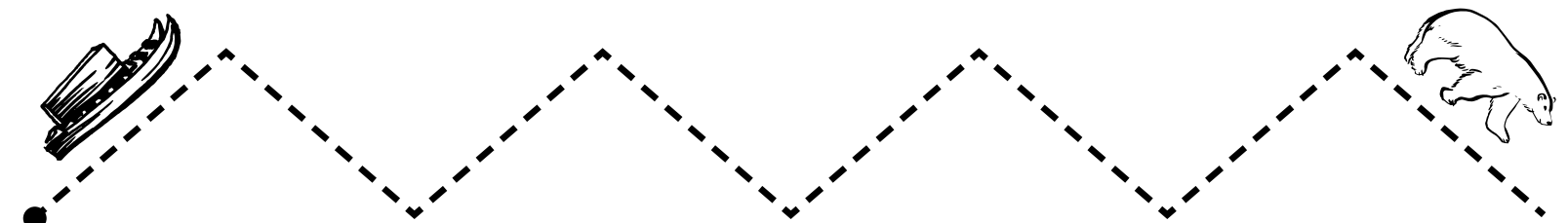
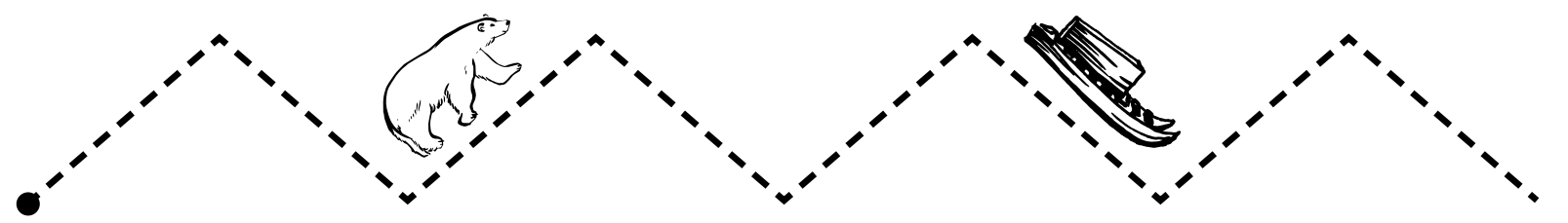
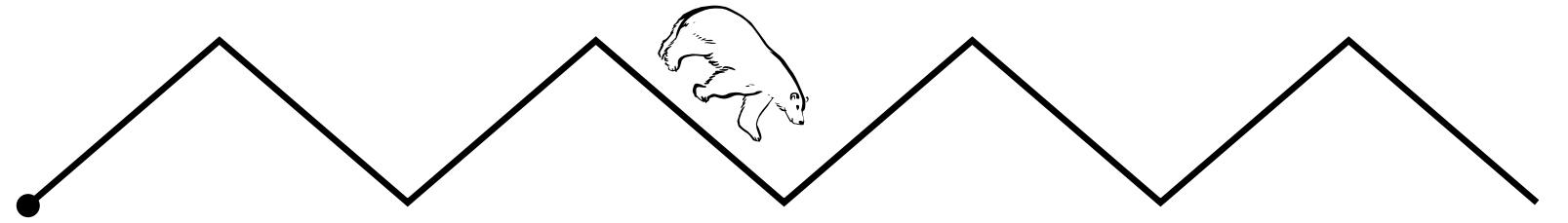


If a student is moving his or her wrist or arm too much when writing, he or she is likely not using an ideal pencil grip and writing will be difficult and tiring.


ᐱᐅᑦᑲ : _____







ᐱᐅᑦᑲ : _____





ᐱᐅᑦᑲ : _____



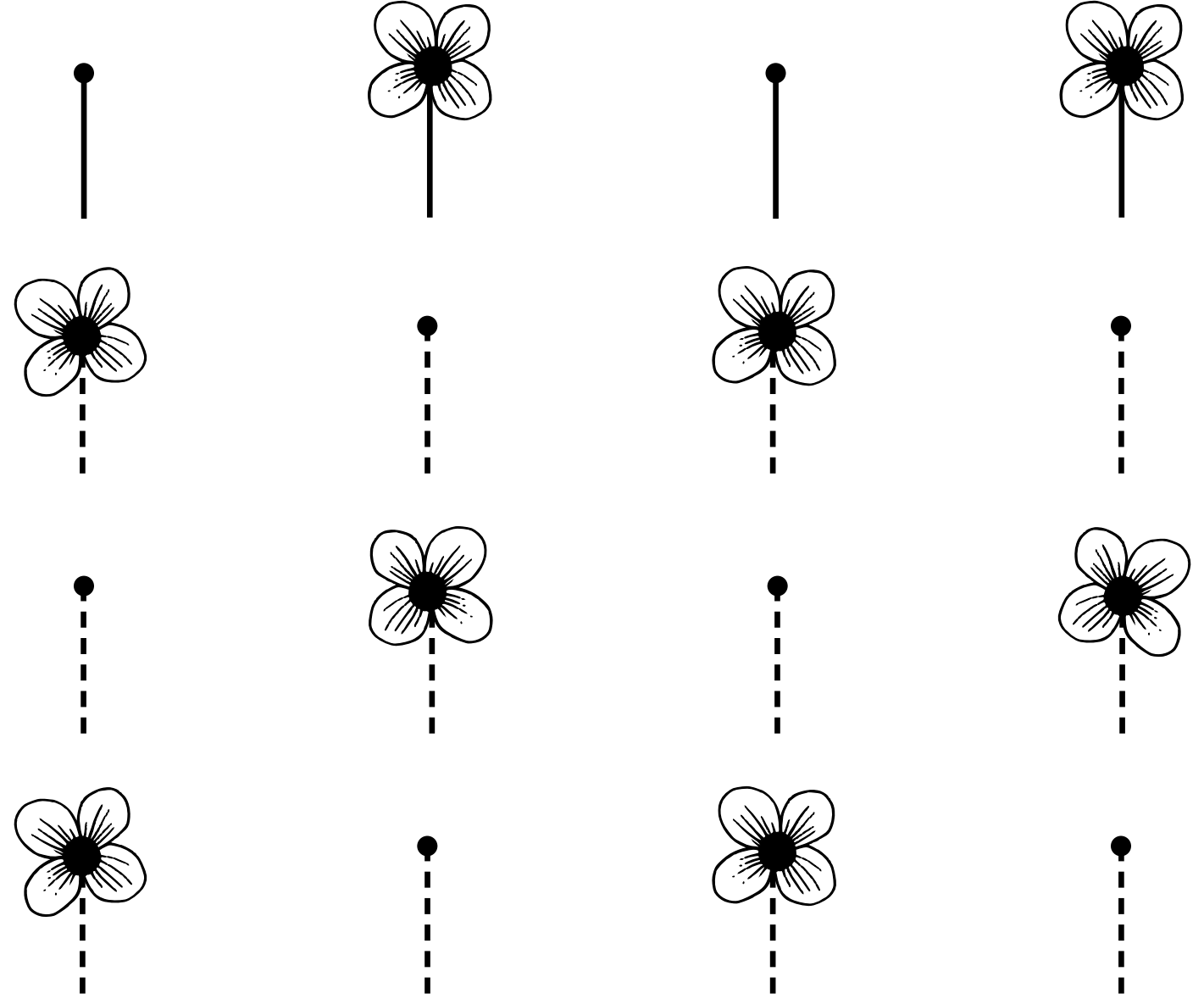
ᐱᓂᑦ : _____



40th : _____





40th :



ᐱᓂᑦ :










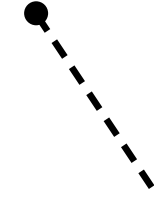
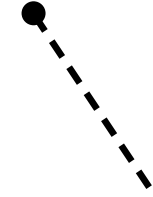
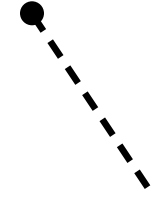
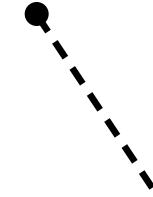
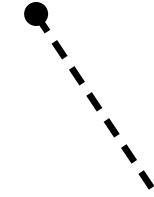
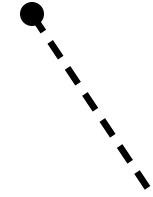
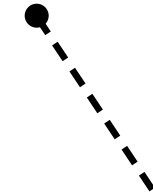







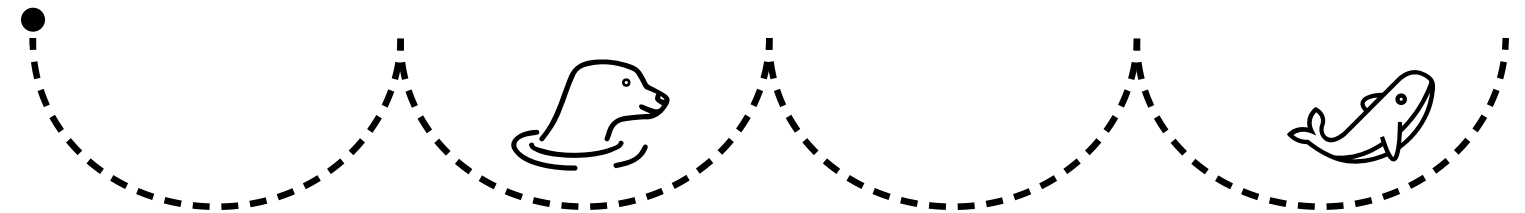
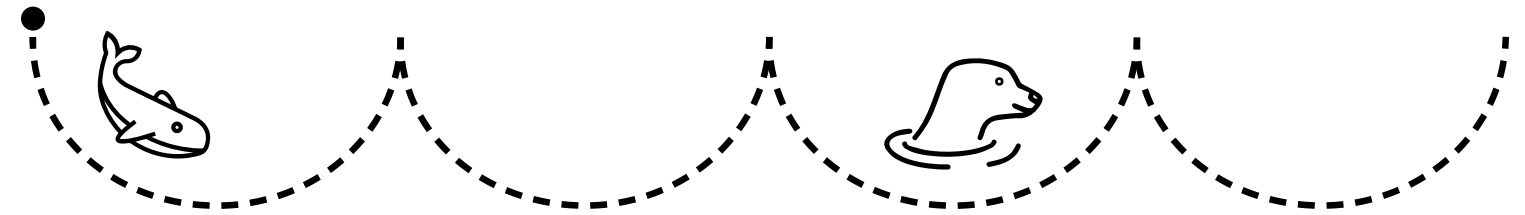






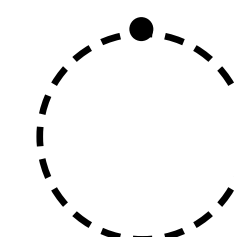

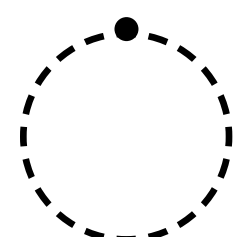
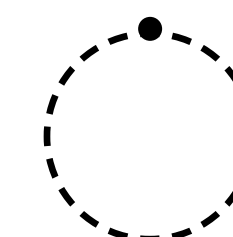

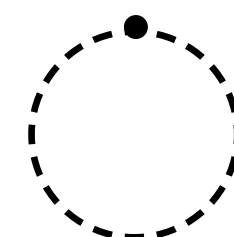
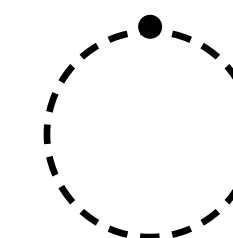
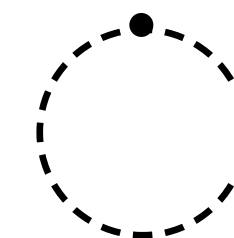

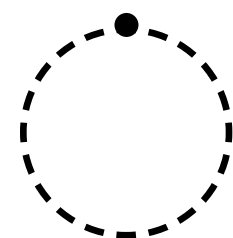
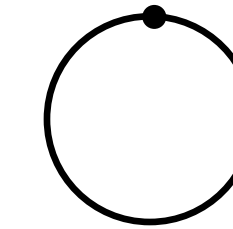

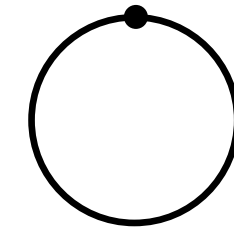

40th : _____



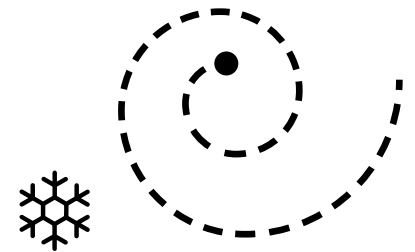

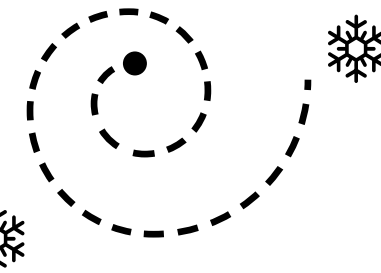


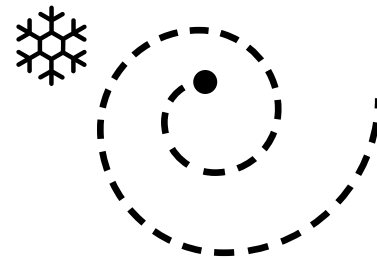
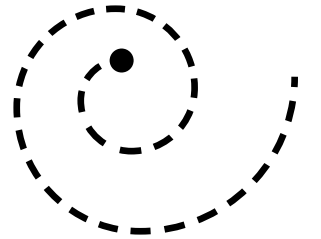

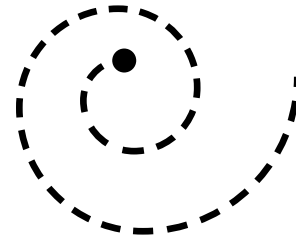



ᐱᐅᑦᑦ : _____



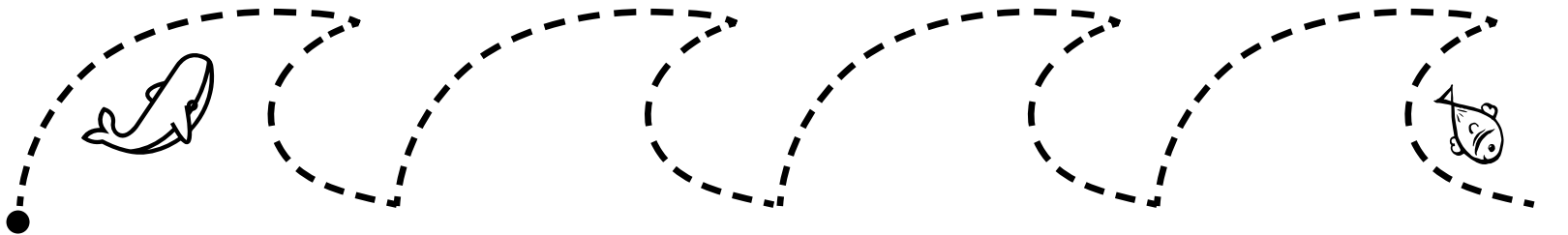
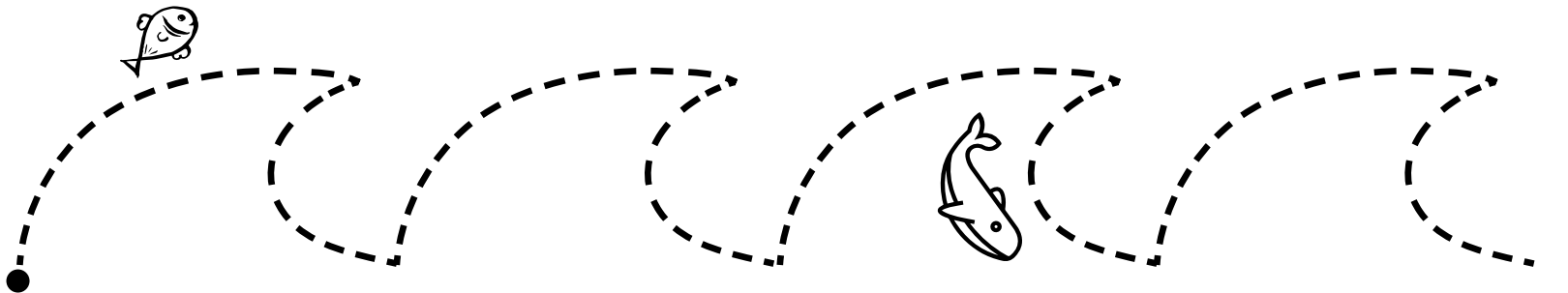
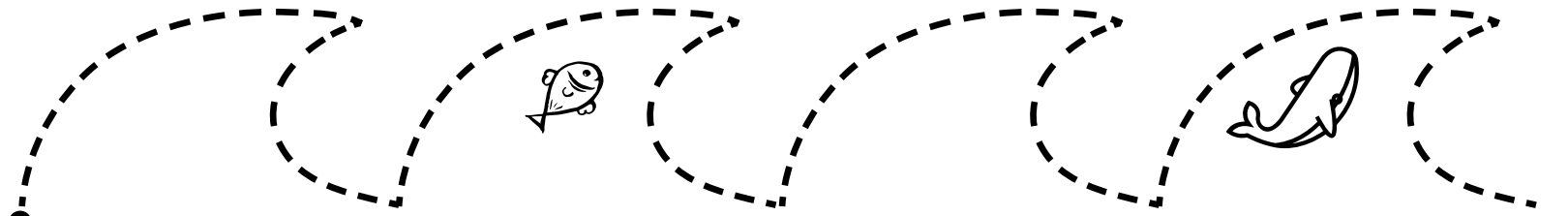

ᐱᐅᑦᑲ : _____







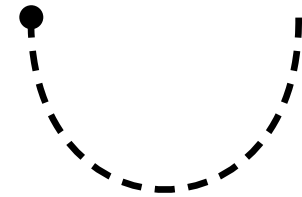
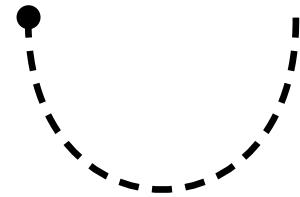




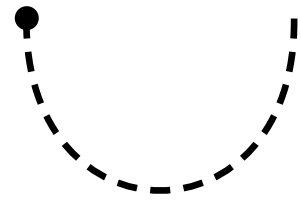





ᐱᓂᑦ : _____



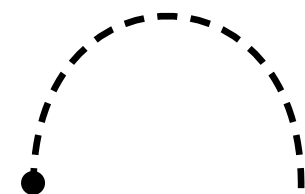

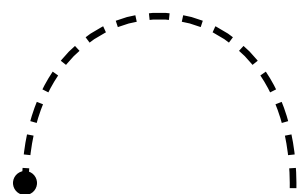
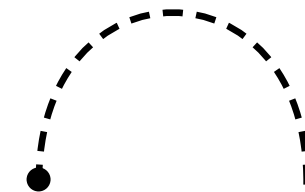
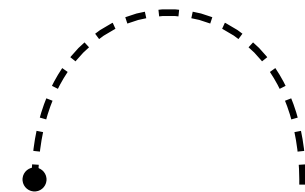
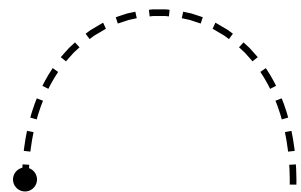
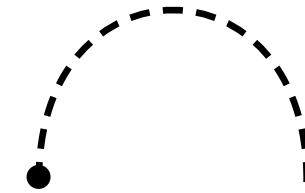
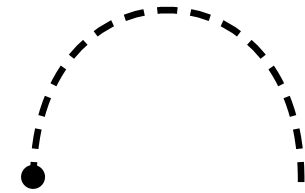
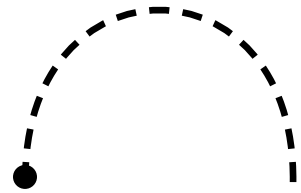


40th : _____



ᐱᐅᑦᑲ : _____



ᐱᐅᑦᑲ : _____



40^{fb} : _____

