
ABOUT ME

LEVEL 8

Level 8: That Makes Me Happy Lesson Plan

- Happy or Sad Cards

ICON LEGEND



TEACHER SCRIPT



CLASS DISCUSSION



IMPORTANT INFORMATION



INDIVIDUAL ACTIVITY



PAIRS/SMALL GROUP ACTIVITY



PHYSICAL ACTIVITY



LARGE OPEN SPACE REQUIRED

**EXTENSION
ACTIVITY**

BOOK TITLE

**That Makes
Me Happy**

TOPIC

About Me



**Essential
Question**

What behaviours make people happy, and what behaviours might make people sad?



Teaching Strategy

In this lesson, the teacher will focus on having the students relate the material to their own experiences, and use visuals to enhance instruction.

REQUIRED MATERIALS

- ☛ **Happy or Sad Cards**
- ☛ **Optional:** Happy Star Chart (chart paper or on the board)

LEARNING ACTIVITIES



Class discussion about the book *That Makes Me Happy*.



Happy or Sad Cards activity.

LEARNING CONNECTION

In this extension activity, the students will begin to learn about behaviours that will make themselves and their classmates happy, including positive ways of working and playing together. The extension activity builds on the different behaviours they learned in the book *That Makes Me Happy*.

READING VOCABULARY

Feel, happy, sad.


PRE-LESSON PREPARATION

1. Cut out the **Happy or Sad Cards**.
2. Prep a large piece of chart paper (or the board) with all of the students' names on it and a large space to the right of the students' names. The empty space to the right of the names will be where star stickers can be placed.
 - ☛ If you already have a reward system in place, you can use that instead of the Happy Star Chart.

የግልጽ ግንኙነት ማሳደግ




የግብርና ግብርና ግብርና




የጋራ ግብይት ለጋራ



የግልጽ ግንኙነት ማጠቃለያ



የግልጽ ግልጽ ግልጽ ግልጽ



የግልጽ ግንኙነት ማጠቃለያ

