









### Level 13: ᑕᑦᑕᑦᑕᑦᑕᑦ (The Bike Shack)

- Activity worksheet: ᑕᑦᑕᑦᑕᑦᑕᑦ ᑕᑦᑕᑦᑕᑦᑕᑦ (Business Plan)

#### ICON LEGEND

	TEACHER SCRIPT		INDIVIDUAL ACTIVITY		IMPORTANT INFORMATION
	CLASS DISCUSSION		PAIRS/SMALL GROUP ACTIVITY		LARGE OPEN SPACE

#### TEACHER SCRIPT TRANSLATIONS

Throughout these extension activities, you will find teacher scripts written in English to help you guide your lessons. The Inuktitut extension activity is available for download.







# LESSON PLAN: ᐅᑲᑲᑦᑲᑦᑲᑦ (THE BIKE SHACK)

---

## Lesson 2 Plan

1. Organize students in pairs. Tell students they are going to come up with a business idea that they think their community needs. Then they will create a business plan using the ᐅᑲᑲᑦᑲᑦᑲᑦ ᐅᑲᑲᑦᑲᑦᑲᑦ (Business Plan) activity worksheet. Hand out one activity worksheet to each group. Read through the worksheet as a class to be sure that students understand how to answer each of the questions. Give students examples of how they can incorporate IQ principles in their business plans, for example by helping those in need (Inuuqatigiitsiarniq), taking care of the environment (Avatittinnik Kamatsiarniq), teaching others (Pilimmaksarniq), or solving a problem in your community (Qanuqtuurniq).

**Note to Teachers:** It is important to talk to students about what is required to start a business. Remind students that the children in the book borrowed tools and a space from a family member in order to start their business. When students are coming up with their own business, let them be as creative as possible. However, you can also introduce the idea of using savings, business loans, or fundraising to start a business.

2. Once students have finished their business plans, have each group choose one of the following ways to advertise their business:
  - ☛ An eye-catching poster to put up around the community
  - ☛ A radio advertisement for the local radio station
  - ☛ A special event to promote their business

Have students work on this advertisement during this lesson or later in the week if they need more time. Once students are finished their advertisement, have them present it to the class.

ᐊᑎᑦ: \_\_\_\_\_

## ᐊᑎᑦ ᐊᑎᑦ ᐊᑎᑦ

ᐊᑎᑦ ᐊᑎᑦ:

---

ᐊᑎᑦ ᐊᑎᑦ ᐊᑎᑦ ᐊᑎᑦ?

---

ᐊᑎᑦ ᐊᑎᑦ ᐊᑎᑦ ᐊᑎᑦ?

---

ᐊᑎᑦ ᐊᑎᑦ ᐊᑎᑦ ᐊᑎᑦ ᐊᑎᑦ?

---

ᐊᑎᑦ ᐊᑎᑦ ᐊᑎᑦ ᐊᑎᑦ ᐊᑎᑦ ᐊᑎᑦ?

---

ᐊᑎᑦ ᐊᑎᑦ ᐊᑎᑦ ᐊᑎᑦ ᐊᑎᑦ?

---

ᐊᑎᑦ ᐊᑎᑦ ᐊᑎᑦ ᐊᑎᑦ ᐊᑎᑦ?

---