

ጌራ ጌራ The Legend of Night and Day





Before a student completes an activity at this centre, he or she should watch the video “ጌራ ጌራ” (“The Legend of Night and Day”), even if he or she has already watched the video with the class. This means that each student will watch the videos multiple times, because there is more than one activity for each video. Students will reflect on the story by completing three drawing and writing activities.

Purpose

When students hear and see a story read out loud, they see words come alive. Students may be familiar with these stories, but they may not have heard and seen them in this format. Watching and listening to animated versions of stories provides students with the opportunity to focus on the sounds of words, without interruption, and gives them a model of what expressive and fluent reading sounds like.

The activities at this literacy centre are connected to the animated video “ጌራ ጌራ” (“The Legend of Night and Day”). This literacy centre is designed for each student to visit at **least three different times**, because there are **three different activities** at this centre connected to the video. Some activities may take longer than one visit to complete, so students may end up visiting the literacy centre more than three times. Unless otherwise indicated, each activity should be completed independently.

Materials

-  Video: “ጌራ ጌራ” (“The Legend of Night and Day”)
- Tablet or computer
- Writing and drawing utensils
-  Reproducibles: The worksheets for this literacy centre can be photocopied and put together as a booklet. Each student will need a booklet. The booklet includes:
 - Cover page
 - ጌራ ጌራ ግጥም ምላሽ (Reader Response)
 - ጌራ ጌራ ግጥም ተከታታይ (Story Sequence)
 - ጌራ ጌራ ቃላት ምላሽ (Word Sort)

Instructions for students

Students can complete these activities in any order. You can read these instructions to students before they begin working on the activities.

ግልጽ ምላሽ (Reader Response) Drawing and writing activity

1. Watch the video “ግራምና ግራም” (“The Legend of Night and Day”) on the tablet or computer.
2. Colour in the face at the top of the paper that shows how you felt about the story (either happy, unsure, or unhappy).
3. Draw a picture of your favourite part of the story in the box.
4. Write a sentence about your favourite part of the story.
5. Colour in the drawing.

ግራምና ግራም ግራም (Story Sequence) Sorting activity

1. Watch the video “ግራምና ግራም” (“The Legend of Night and Day”) on the tablet or computer.
2. Look at the five pictures on the worksheets. Number the boxes beside the pictures from 1 to 5 to show the order of events in the story. For example, the picture that shows what happened first in the story has been labelled with a 1.
3. Write each word on the line beside the appropriate picture.
4. Answer the question at the bottom of the page.

מיון מילים (Word Sort)

Writing activity

1. Watch the video "המיתוס של היום והלילה"
("The Legend of Night and Day") on
the tablet or computer.
2. Sort the words at the top of the page
into daytime words and nighttime
words.
3. Write a sentence using a daytime
word or nighttime word on the line
at the bottom of the page.

אזכרה נוספת
EMERGENT | נוספת

שם:

מספר:

מילים לשימוש:

יום	לילה	בוקר	ערב	צהריים	ליל
אור	חושך	שמש	ירח	כוכבים	שמיים

יום

לילה

כתוב משפט המשתמש במילה יום או לילה:

ADDITIONAL LITERACY ACTIVITIES FOR THE CLASSROOM | 19

ግራም ግራም



ግራም:



ᐅᐱᑦ: _____

ᐅᑦᐅᑦᐅᑦ ᐱᐱᑦᓱᐱᓂᑦ

ᐅᐱᑦᐅᑦ ᓱᓂᑦᐅᑦ ᑦᐅᓄᑦᐅ ᐃᐅᐱᓂᑦᐅᑦᐅᑦᐅᑦ ᐅᑦᐅᑦᐅᑦ.



ᐱᐱᑦᓱᐱᓂᑦ ᐱᐱᑦᓱᐱᓂᑦᐅᑦᐅᑦ.



A large, empty rounded rectangular box for drawing or writing.

ᐱᐱᑦᓱᐱᓂᑦ ᐱᐱᑦᓱᐱᓂᑦᐅᑦᐅᑦ.

Four horizontal lines for writing, consisting of a solid top line, a dashed middle line, a solid bottom line, and another solid bottom line.

ግጥም: _____

ግጥም ለማሳደግ ያገለግላል



ለግጥም ለማሳደግ ያገለግላል? ስራ?

Handwriting practice lines consisting of a solid top line, a dashed middle line, and a solid bottom line.

ᐘᐠᑦᑦ: _____

ᐃᑦᑲᐃᑦᑐᑦ ᐘᑦᑲᐳᑦᑲᑦᑐᑦ

ᐃᓂᓂᑦ	ᑦᑲᐃᑦᑐᑦ	ᑦᑲᐃᑦᑐᑦ	ᑐᑦᑐᑦ	ᑐᑦ
ᐘᑦᑐᑦ	ᑦᑲᐃᑦᑐᑦ	ᐃᑦᑐᑦ	ᐃᑦᑐᑦ	ᐃᑦᑐᑦ

ᐃᑦᑐᑦ	ᐃᓂᓂᑦ
<hr/> <hr/> <hr/> <hr/> <hr/> <hr/> <hr/> <hr/> <hr/> <hr/> <hr/> <hr/> <hr/> <hr/> <hr/>	<hr/> <hr/> <hr/> <hr/> <hr/> <hr/> <hr/> <hr/> <hr/> <hr/> <hr/> <hr/> <hr/> <hr/> <hr/>

ᐃᑦᑲᐃᑦᑐᑦ ᐳᑦᑐᑦᑐᑦ ᐠᐠᑦᑲᐳᓂᓂᑦ. _____

