

ግንባራ ለግንባራ The Orphan and the Qallupilluit





Before a student completes an activity at this centre, he or she should watch the video “ግንባራ ለግንባራ” (“The Orphan and the Qallupilluit”), even if he or she has already watched the video with the class. This means that each student will watch the videos multiple times, because there is more than one activity for each video. Students will reflect on the story by completing three drawing and writing activities.

Materials

Purpose

When students hear and see a story read out loud, they see words come alive. Students may be familiar with these stories, but they may not have heard and seen them in this format. Watching and listening to animated versions of stories provides students with the opportunity to focus on the sounds of words, without interruption, and gives them a model of what expressive and fluent reading sounds like.

The activities at this literacy centre are connected to the animated video “ግንባራ ለግንባራ” (“The Orphan and the Qallupilluit”). This literacy centre is designed for each student to visit at least **three different times**, because there are **three different activities** at this centre connected to the video. Some activities may take longer than one visit to complete, so students may end up visiting the literacy centre more than three times. Unless otherwise indicated, each activity should be completed independently.

-  Video: “ግንባራ ለግንባራ” (“The Orphan and the Qallupilluit”)
- Tablet or computer
- Writing and drawing utensils
-  Reproducibles: The worksheets for this literacy centre can be photocopied and put together as a booklet. Each student will need a booklet. The booklet includes:
 - ግንባራ ለግንባራ (Reader Response)
 - ግንባራ ለግንባራ (Make a Monster)
 - ግንባራ ለግንባራ (What Happens Next?)


Instructions for students

Students can complete these activities in any order. You can read these instructions to students before they begin working on the activities.

ግልጽ ምላሽ (Reader Response)

Drawing and writing activity


1. Watch the video “**ግራፍግግ** ነፍሳዊ ግራፍግግ” (“The Orphan and the Qallupilluit”) on the tablet or computer.
2. Colour in the face at the top of the paper that shows how you felt about the story (either happy, unsure, or unhappy).
3. Draw a picture of your favourite part of the story in the box.
4. Write a sentence about your favourite part of the story.
5. Colour in the drawing.



ግራፍግግ (Make a Monster)

Drawing and writing activity

1. Watch the video “**ግራፍግግ** ነፍሳዊ ግራፍግግ” (“The Orphan and the Qallupilluit”) on the tablet or computer.
2. Write a sentence describing what the monster is like.
3. Draw a picture of the monster.
4. Colour the picture.



מה יקרה?

(What Happens Next?)

Drawing and writing activity

1. Watch the video "אֶלְעָזָר וְהַקְּלוּפִילִיט" ("The Orphan and the Qallupilluit") on the tablet or computer.
2. Think about what happened in the story. Talk to a partner about what might happen next if the story were to continue.
3. Write two sentences on the lines that tell what might happen next if the story were to continue.
4. Draw a picture about the sentence.
5. Colour in the drawing.

נוֹרְמַלְסֵי עִבְרִית | EMERGENT אֶלְעָזָר וְהַקְּלוּפִילִיט

מה יקרה?

אֶלְעָזָר וְהַקְּלוּפִילִיט
לִישׁוֹרֵי הַיָּמִים הַלְלוּ אֶת אֱלֹהֵיהֶם וְעָמְדוּ בְּיָמֵיהֶם
לְשׁוֹרֵי הַיָּמִים הַלְלוּ אֶת אֱלֹהֵיהֶם וְעָמְדוּ בְּיָמֵיהֶם

©2013 ADDITIONAL LITERACY ACTIVITIES FOR THE CLASSROOM

Δϑϑϑϑϑ ϑϑϑϑϑϑϑϑ




ϑϑϑ:



ሰጠኛ: _____

ግብር-ግብር ለሰጠው ግብር

ሰጠኛው ሰጠኛው ግብር ለሰጠኛው ግብር ለሰጠኛው ግብር.



በሰጠኛው ሰጠኛው ግብር ለሰጠኛው ግብር.

A large, empty rounded rectangular box for drawing or writing.

በሰጠኛው ግብር ለሰጠኛው ግብር.

Four horizontal lines for handwriting practice, consisting of a solid top line, a dashed middle line, a solid bottom line, and another solid bottom line.

ᐅᐱᓐ: _____

ᐅᓐᓂᓂᓂᓂᓐ

ᐅᓐᓂᓂᓂᓂᓐ ᐱᐱᓐᓂᓂᓐᓂᓂᓐ ᐱᐱᓐᓂᓂᓐᓂᓂᓐ ᐅᐱᓐ.

ግብይት: _____

ግብይት ለምን ነው?

Large empty rounded rectangular box for drawing or writing.

ግብይት ለምን ነው? ግብይት ለምን ነው? ግብይት ለምን ነው? ግብይት ለምን ነው? ግብይት ለምን ነው? ግብይት ለምን ነው?

Handwriting practice lines consisting of solid top and bottom lines with a dashed middle line.