

ገጽ 1 ለቦክሲዎች ላይ ለመጻፍ | EARLY EMERGENT

Uliaq's Amazing Animals: Muskox

Purpose

Students draw on what they learn from the video segment **ገጽ 1 ለቦክሲዎች ላይ ለመጻፍ**: **ገጽ 1 ለቦክሲዎች ላይ ለመጻፍ** (Uliaq's Amazing Animals: Muskox) to complete sorting, drawing, and writing activities. The sorting activities reinforce the reading comprehension strategy of using a T-chart to sort information.

Materials

- **USB** Video segment: **ገጽ 1 ለቦክሲዎች ላይ ለመጻፍ** (Uliaq's Amazing Animals: Muskox)
 - Tablet or computer
 - Scissors
 - Glue
 - Writing and drawing utensils
 - **📄** Reproducibles
 - **ገጽ 1 ለቦክሲዎች ላይ ለመጻፍ**? (What Do I Eat?) T-chart (**two per student)
 - **ገጽ 1 ለቦክሲዎች ላይ ለመጻፍ** (Food) picture cards reproducible (one per student)
 - **ገጽ 1 ለቦክሲዎች ላይ ለመጻፍ** (Words) picture cards reproducible (one per student)
 - **ገጽ 1 ለቦክሲዎች ላይ ለመጻፍ**? (What Is the Muskox Eating?) drawing and writing activity (one per student)
- **This worksheet has two pages that need to be photocopied



ገጽ 1 ለቦክሲዎች ላይ ለመጻፍ?
(What Do I Eat?) T-chart



ገጽ 1 ለቦክሲዎች ላይ ለመጻፍ (Food)



ገጽ 1 ለቦክሲዎች ላይ ለመጻፍ (Words)




ገጽ 1 ለቦክሲዎች ላይ ለመጻፍ?
(What Is the Muskox Eating?)

Instructions

Activity 1: ᐱᐱᓐᓂᓂᓐ ᓂᓂᓐᓂᓐ?
(What Do I Eat?)

picture sort

1. Watch the video segment **ᐅᓕᓕᓐ ᓂᓐᓂᓐᓂᓐᓂᓐ ᓂᓂᓐᓂᓐᓂᓐ: ᐅᓂᓐᓂᓐ** (Uliaq's Amazing Animals: Muskox) on the tablet or computer.
2. Cut out the **ᓂᓐᓂᓐ** (Food) picture cards.
3. Sort the cards into two piles. One pile of cards has the pictures of food muskoxen eat. The other pile of cards has pictures of food muskoxen do not eat.
4. Glue the cards down in the appropriate column on the **ᐱᐱᓐᓂᓂᓐ ᓂᓂᓐᓂᓐ?** (What Do I Eat?) T-chart.
5. Colour the pictures.



Activity 3: ᐱᐱᓐᓂᓂᓐ ᓂᓂᓐᓂᓐ?
(What Is the Muskox Eating?)

drawing and writing activity

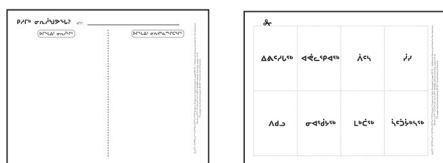
1. Watch the video segment **ᐅᓕᓕᓐ ᓂᓐᓂᓐᓂᓐᓂᓐ ᓂᓂᓐᓂᓐᓂᓐ: ᐅᓂᓐᓂᓐ** (Uliaq's Amazing Animals: Muskox) on the tablet or computer.
2. On the **ᐱᐱᓐᓂᓂᓐ ᓂᓂᓐᓂᓐ?** (What Is the Muskox Eating?) worksheet, draw a picture of a muskox eating one of the foods seen in the video segment.
3. Write a sentence on the lines below the drawing that describes the drawing.
4. Colour the drawing.



Activity 2: ᐱᐱᓐᓂᓂᓐ ᓂᓂᓐᓂᓐ?
(What Do I Eat?)

word sort

1. Watch the video segment **ᐅᓕᓕᓐ ᓂᓐᓂᓐᓂᓐᓂᓐ ᓂᓂᓐᓂᓐᓂᓐ: ᐅᓂᓐᓂᓐ** (Uliaq's Amazing Animals: Muskox) on the tablet or computer.
2. Cut out the **ᓂᓐᓂᓐ** (Food) word cards.
3. Sort the cards into two piles. One pile of cards has the names of food muskoxen eat. The other pile of cards has names of food muskoxen do not eat.
4. Glue the cards down in the appropriate column on the **ᐱᐱᓐᓂᓂᓐ ᓂᓂᓐᓂᓐ?** (What Do I Eat?) T-chart. Use the **ᓂᓐᓂᓐ** (Food) picture cards T-chart for help if needed.



የግንባር ለግንባር?

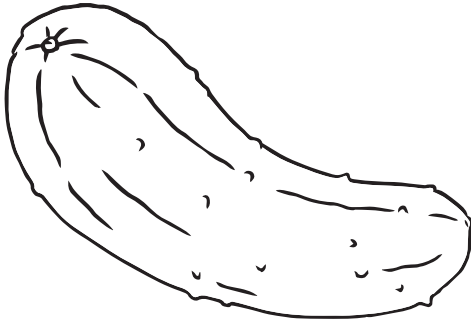
ግንባር:

ግንባር ለግንባር

ግንባር ለግንባር



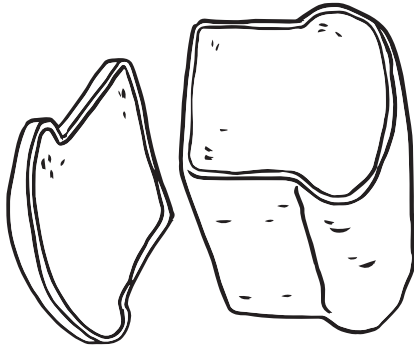
Από



Αναμειγνύω



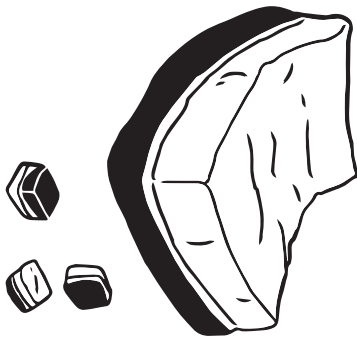
Σταματώω



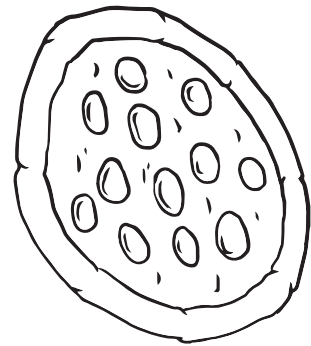
Αναμειγνύω



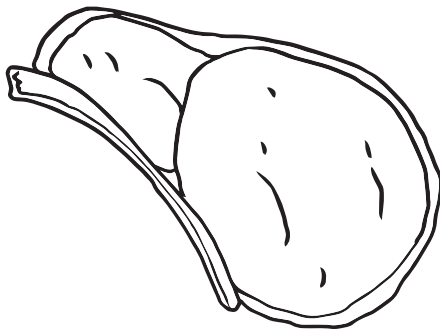
Λαμβάνω



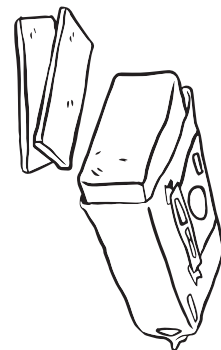
Ανά



Αναμειγνύω



Αναμειγνύω





ሀይማኖት

ሀይማኖት

ሰላም

ሰላም

ሀይማኖት


ሀይማኖት

ሰላም

ሰላም

ᐱᐱᓐ ᐅᓂᓂᓐ ᓂᓂᓐ?

ᐅᓂᓂᓐ: _____



ᐱᐱᓐ ᐅᓂᓂᓐ ᓂᓂᓐ?

